



College of Education

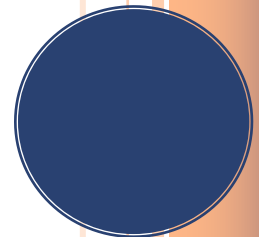
DATA REPORT 2012

Foreign Languages & Literature with Spanish P-12 Certification

This document contains aggregated candidate data collected at admission, clinical experience, and completion as well as program level on key quantitative variables. The intended uses of these data include identifying areas of strength, areas for improvement, indicators of progress, and as an aid for annual planning.

UNIVERSITY OF WEST GEORGIA

8/8/12



DATA REPORT 2012

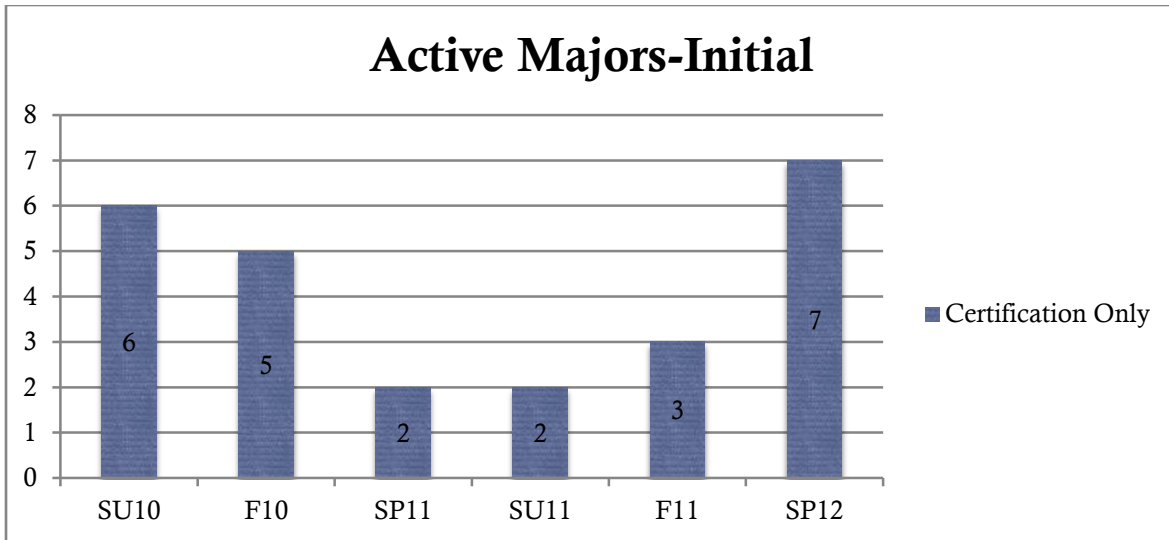
FOREIGN LANGUAGES & LITERATURE WITH SPANISH P-12 CERTIFICATION

SECTION 1: PROGRAM DATA

List of Assessments, Foreign Languages

Please review the assessments listed below and submit corrections, additions, or deletions to the Assessment Office by the second Friday in September for Fall term assessments.

Certification Only	Bachelor's
GACE Basic Skills or Exemption	GACE Basic Skills or Exemption
Overall GPA of 2.7	Overall GPA of 2.7
Completion of Core A-F	Completion of Core A-F
"C" or better in at least one 4000-level class	"C" or better in at least one 4000-level class
Observation Tasks	Observation Tasks
Letter of Advocacy for Elementary FL Teaching	Letter of Advocacy for Elementary FL Teaching
TEFEE	TEFEE
Lesson Plans, Unit Plan	Lesson Plans, Unit Plan
Journal Assignments	Journal Assignments
GACE Content Exam	GACE Content Exam



SECTION II: CANDIDATE DATA

Admission GPA 2011-2012 (Transition Point 1)

Bachelor's	*Not yet available
Certification Only	*Not yet available

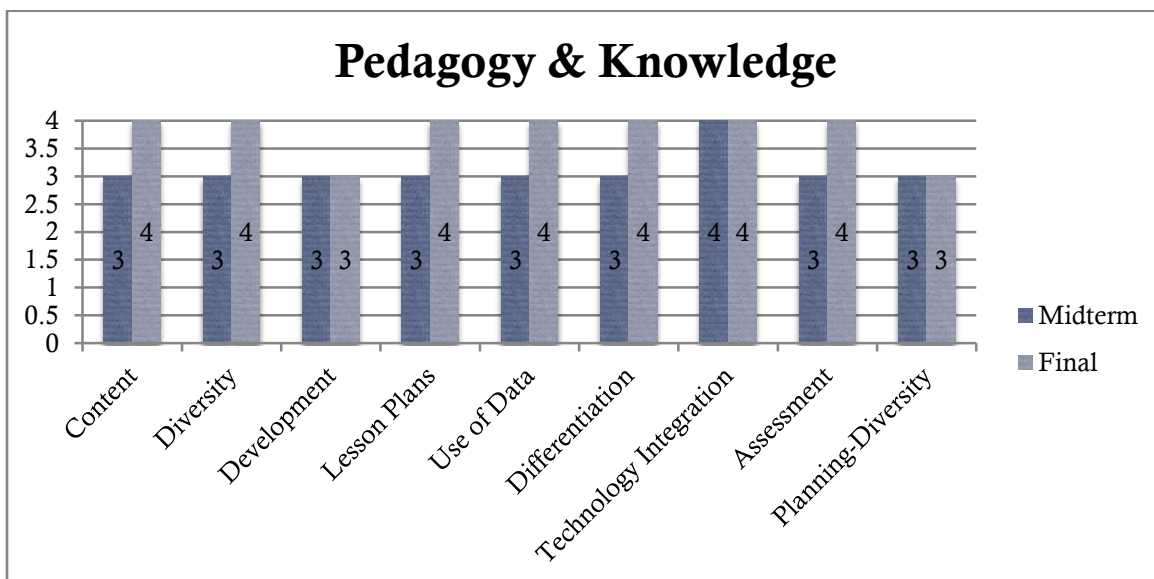
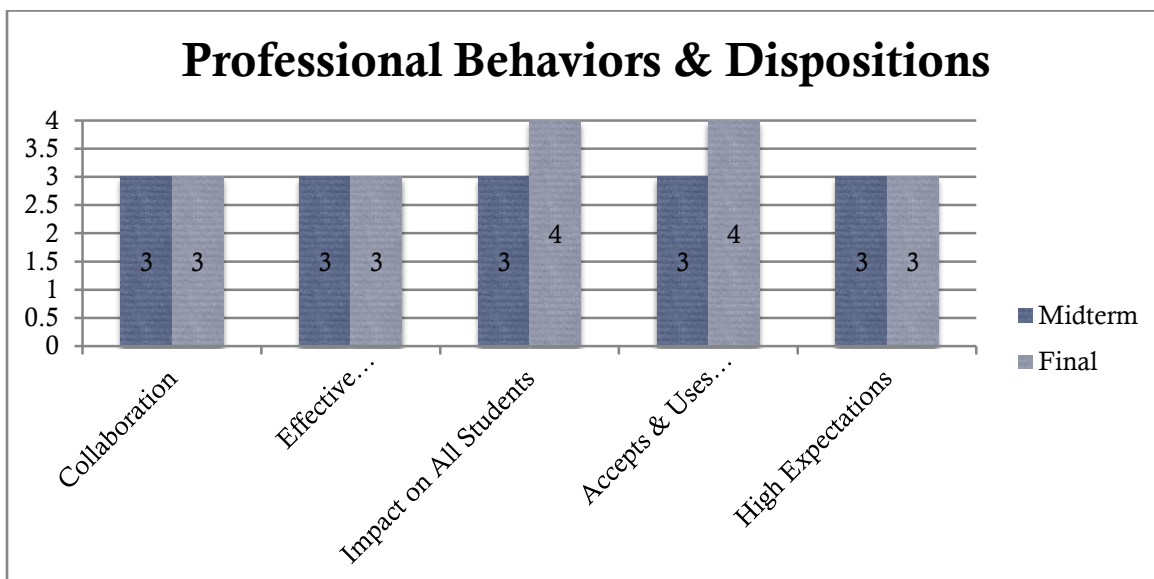
Exit GPA 2011-2012 (Transition Point 4)

Bachelor's	N/A
Certification Only	N/A

CLINICAL EXPERIENCES

TEFEE Results, Spring 2012 (Transition Point 4)

	Required Professional Behaviors	Professional Behaviors & Dispositions	Pedagogy & Knowledge	Management
Midterm	3.12	3.00	3.11	3.00
Final	3.67	3.40	3.78	3.40



*Each student teaching experience, or internship, is 14-15 weeks in length depending on the semester. All other non-internship field experiences vary in length by program.

Internship Completion Rates

Semester	Number Started	Number Completed	Percent Finished
Fall 2010	5	5	100%
Spring 2011	0	0	0
Fall 2011	1	1	100%
Spring 2012	0	0	0

FOLLOW-UP: GACE CONTENT (TRANSITION POINT 5)

The results reported here are for GACE Content Tests I and II. Results reported are from all takers from The University of West Georgia for the most recent five years.

PASS RATES

Program Year	TEST 1					
	Pass Rate - UWG.	# Takers - UWG.	# Pass - UWG.	Pass Rate - GA	# Takers - GA	# Pass - GA
2007-2008	-	5	Low N	82%	422	347
2008-2009	-	6	Low N	83%	420	348
2009-2010	-	2	Low N	85%	278	235
2010-2011	-	0	Low N	88%	264	232
Program YTD	-	3	Low N	85%	143	121

Program Year	TEST 2					
	Pass Rate - UWG.	# Takers - UWG.	# Pass - UWG.	Pass Rate - State	# Takers - State	# Pass - State
2007-2008	-	5	Low N	75%	419	316
2008-2009	-	7	Low N	80%	405	326
2009-2010	-	2	Low N	78%	279	219
2010-2011	-	0	Low N	87%	272	237
Program YTD	-	3	Low N	82%	137	113

OBJECTIVES SUMMARY 2007-YTD ALL TAKERS

Test	Subarea #	Objective Type	Objective Name	# of Takers - UWG	Objective Score - UWG	# of Takers - GA	Objective Score - GA
Test I	1	M/C	Analyze a variety of culturally authentic oral messages (e.g., a public address announcement, a conversation among friends, a radio announcement, a lecture) in Spanish.	16	64%	1538	73%
Test I	1	M/C	Derive essential information from a variety of culturally authentic oral messages (e.g., a public address announcement, a conversation among friends, a radio announcement, a lecture) in Spanish.	16	83%	1538	89%
Test I	1	M/C	Interpret a variety of culturally authentic oral messages (e.g., a public address announcement, a conversation among friends, a radio announcement, a lecture) in Spanish.	16	74%	1538	85%
Test I	2	M/C	Understand and apply the linguistic structures of Spanish.	16	64%	1538	74%
Test I	2	M/C	Understand variations within Spanish and the connections between Spanish and English.	16	58%	1538	67%
Test	Subarea #	Objective Type	Objective Name	# of Takers - UWG	Objective Score - UWG	# of Takers - GA	Objective Score - GA
Test II	1	M/C	Analyze a variety of authentic materials (e.g., brochures, newspaper articles, Web sites, letters, literary and philosophical works) written in Spanish.	16	71%	1538	80%
Test II	1	M/C	Demonstrate understanding of the literal content of a variety of authentic materials (e.g., brochures, Web sites, newspaper articles, letters, literary and philosophical works) written in Spanish.	16	73%	1538	79%
Test II	1	M/C	Interpret a variety of authentic materials (e.g., brochures, newspaper articles, Web sites, letters, literary and philosophical works) written in Spanish.	16	80%	1538	80%
Test II	2	M/C	Understand the relationship between the historical development, geographic features, and practices (e.g., political systems, customs of daily life) of Spanish-speaking cultures and the perspectives of these cultures.	16	62%	1538	67%
Test II	2	M/C	Understand the relationship between the products (e.g., literary and artistic works, architecture, technology) and perspectives of Spanish-speaking cultures.	16	58%	1538	59%

Foreign Languages and Literature Education Learning Outcome Report AY12

Please review the assessment outcomes of candidates for each learning outcome specified by your program. Identify areas of strength and those targeted for improvement. Specify goals and strategies for improvement on the Data-Driven Program Improvement Form in Tk20.

FOREIGN LANGUAGES AND LITERATURE ADVOCACY LETTER ASSIGNMENT

OUTCOME 5: CANDIDATES EVIDENCE THE ABILITY TO IDENTIFY AND EXAMINE PREVALENT ISSUES FOR EDUCATORS AND COMPOSE VIABLE SOLUTIONS FOR THEM

ASSESSMENT TEMPLATE : FORL Advocacy Letter Rubric												
	# 1	% 1	# 2	% 2	# 3	% 3	# 4	% 4	# No Response	% No Response	Total Response	Average
Fulfillment of Task	0	0%	0	0%	2	66.67%	1	33.33%	0	0%	3	3.33
Support	0	0%	0	0%	2	66.67%	1	33.33%	0	0%	3	3.33
Ideas	0	0%	0	0%	2	66.67%	1	33.33%	0	0%	3	3.33
Coherence	0	0%	0	0%	1	33.33%	2	66.67%	0	0%	3	3.67
Total/Percentage	0	0%	0	0%	7	58.33%	5	41.67%	0	0%	12	