



**College of Education**

# DATA REPORT 2011

*Secondary Education: Spanish*

This document contains aggregated candidate data collected at admission, clinical experience, and completion as well as program level on key quantitative variables. The intended uses of these data include identifying areas of strength, areas for improvement, indicators of progress, and as an aid for annual planning.

**UNIVERSITY OF WEST GEORGIA**

*6/23/11*



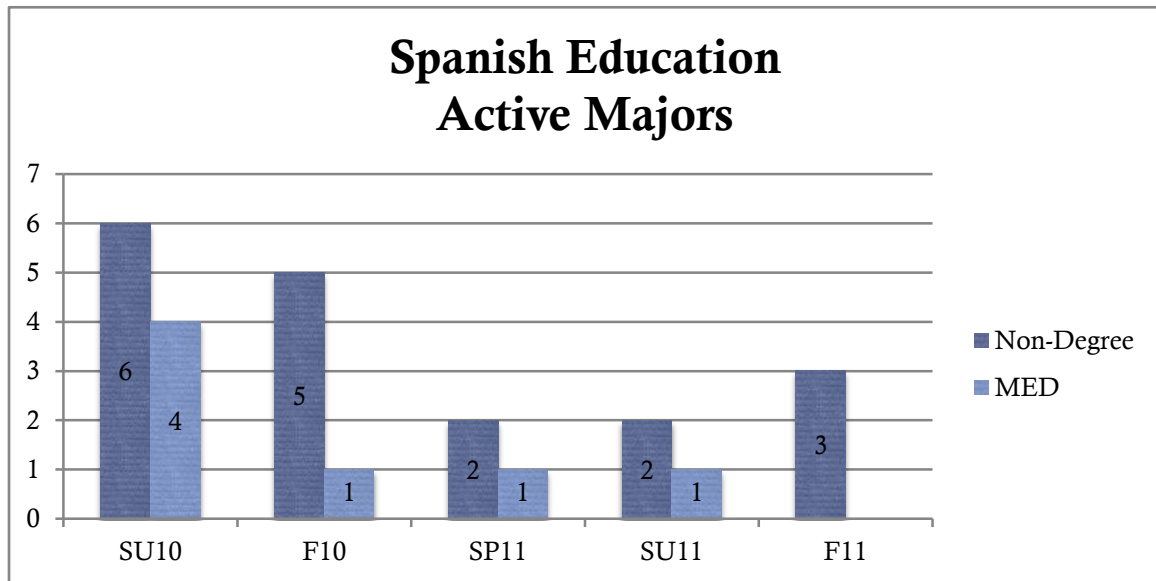
# DATA REPORT 2011

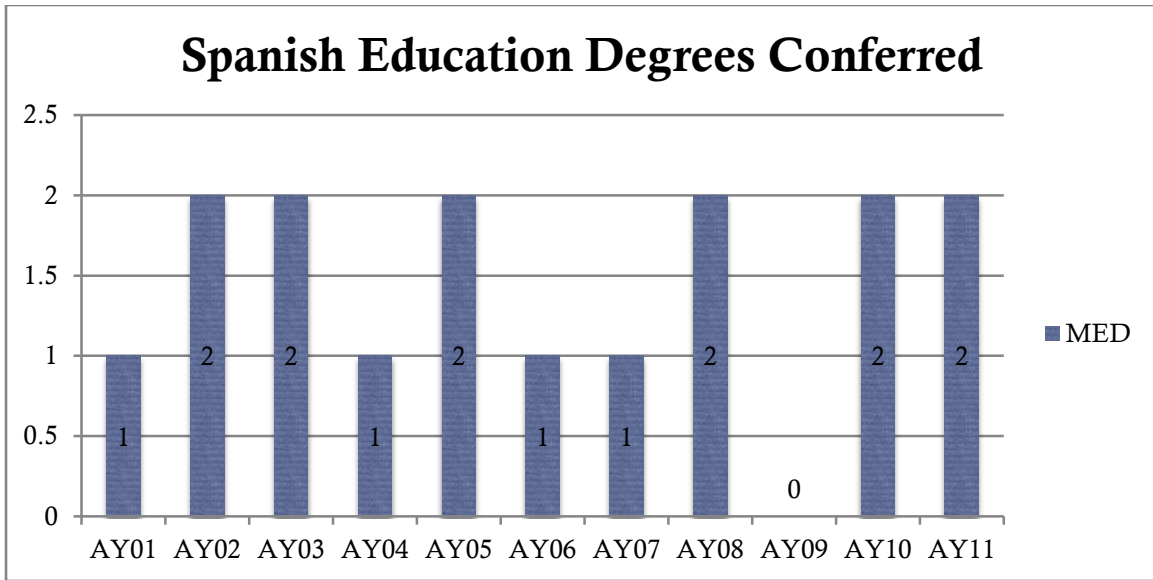
## SECONDARY EDUCATION: SPANISH

### SECTION 1: PROGRAM DATA

#### Spanish: List of Assessments

GACE Content Exam (Georgia Content Test) (Content Knowledge)
Content Knowledge (Content Knowledge)
Planning (Planning)
Clinical Practice (Clinical Practice)
Effects on Student Learning (Effects on Student Learning)
Dispositions (Dispositions)
Institutional Assessment—Program Entry, Admissions (Institutional Assessment)
Institutional Assessment—Employment (Institutional Assessment)





## SECTION II: CANDIDATE DATA

### ADMISSION

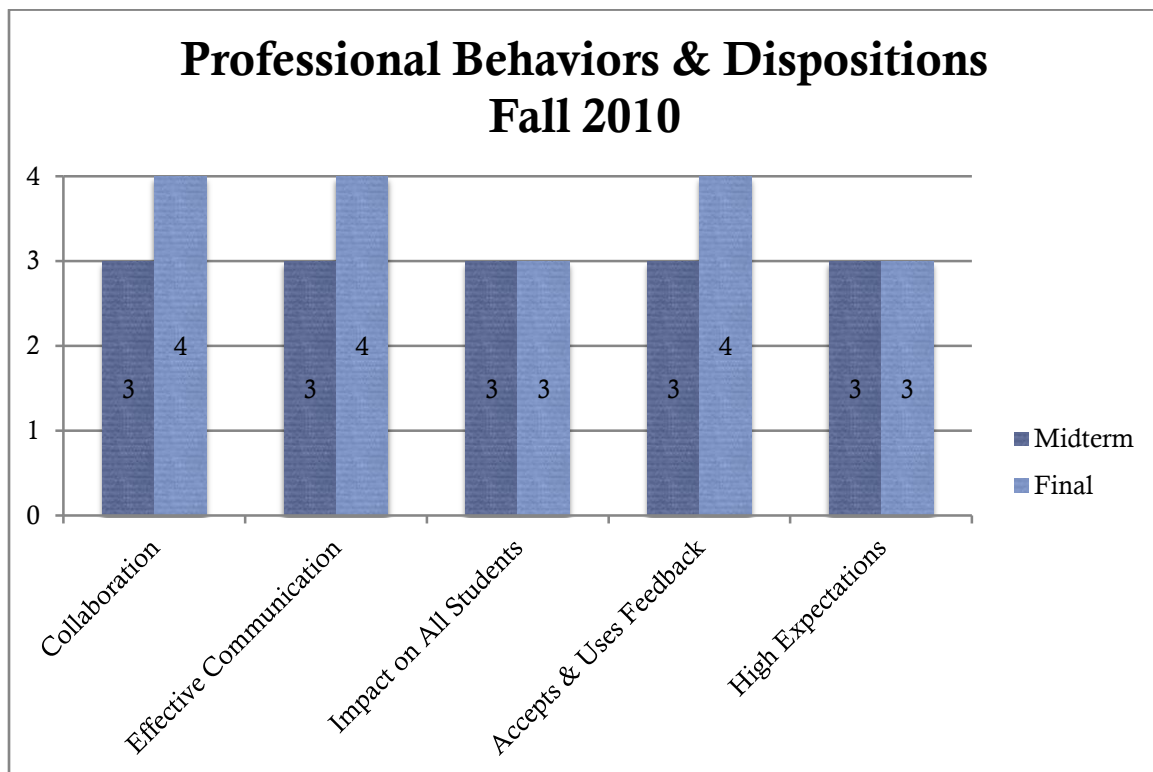
#### Entry GPA

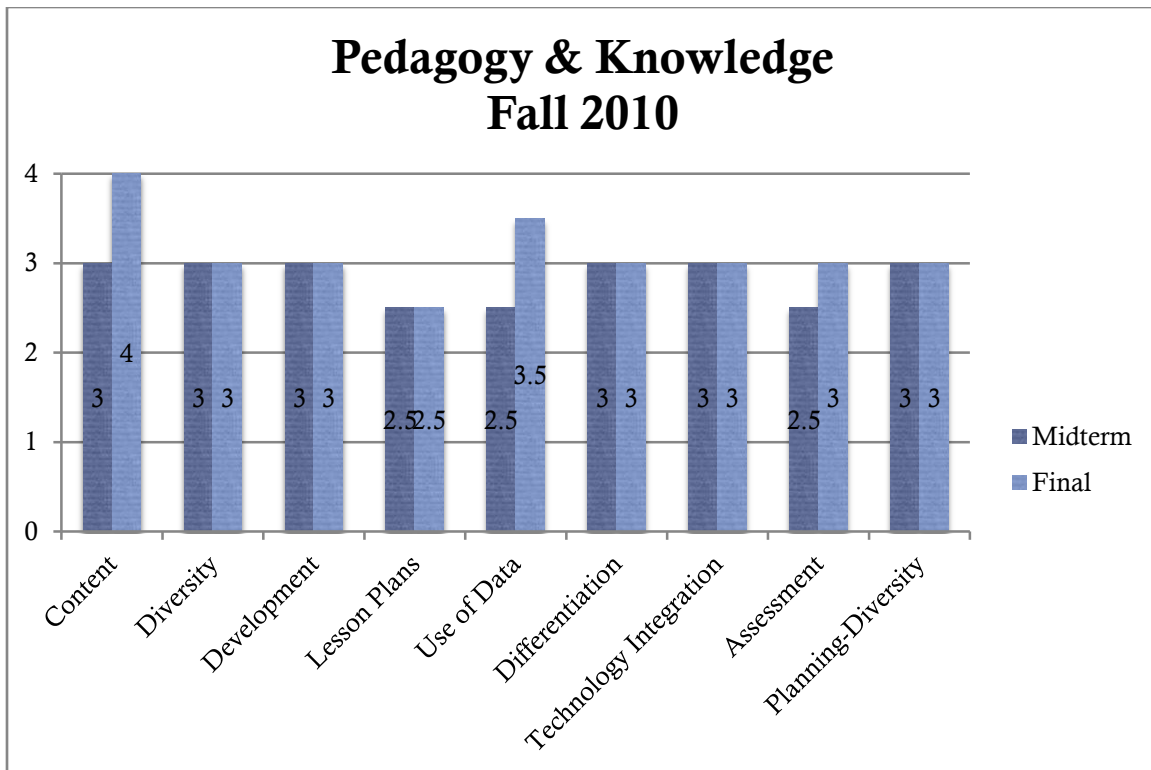
Program	2009	2010
Bachelor's	3.55	N/A
Non-Degree	3.24	3.21

## CLINICAL EXPERIENCES

### TEFEE Results: Initial Certification

Semester	Required Professional Behaviors	Professional Behaviors & Dispositions	Pedagogy & Knowledge	Management
Fall 2010	4	3.36	3.09	3.08
Spring 2011	N/A	N/A	N/A	N/A





## EXIT (GACE CONTENT)

The results reported here are for GACE Content Tests I and II. Results reported are from all takers from The University of West Georgia between 2006 and the present.

## PASS RATES

Program Year	TEST 1			Pass Rate - GA	# Takers - GA	# Pass - GA
	Pass Rate - UWG.	# Takers - UWG.	# Pass - UWG.			
<b>All Selections</b>	<b>65%</b>	<b>17</b>	<b>11</b>	<b>82%</b>	<b>1,614</b>	<b>1,320</b>
2006-2007	-	4	Low N	77%	347	267
2007-2008	-	5	Low N	82%	422	347
2008-2009	-	6	Low N	83%	420	348
2009-2010	-	2	Low N	85%	278	235
Program YTD	-	0	Low N	84%	147	123

	<b>TEST 2</b>					
<b>Program Year</b>	<b>Pass Rate - UWG.</b>	<b># Takers - UWG.</b>	<b># Pass - UWG.</b>	<b>Pass Rate - State</b>	<b># Takers - State</b>	<b># Pass - State</b>
<b>All Selections</b>	<b>50%</b>	<b>18</b>	<b>9</b>	<b>76%</b>	<b>1,585</b>	<b>1,211</b>
<b>2006-2007</b>	-	4	Low N	68%	336	229
<b>2007-2008</b>	-	5	Low N	75%	419	316
<b>2008-2009</b>	-	7	Low N	80%	405	326
<b>2009-2010</b>	-	2	Low N	78%	279	219
<b>Program YTD</b>	-	0	Low N	83%	146	121

## OBJECTIVES SUMMARY

Test	Subarea #	Objective Type	Objective Name	# of Takers - UWG	Objective Score - UWG	# of Takers - GA	Objective Score - GA
<b>Test I</b>	1	M/C	Analyze a variety of culturally authentic oral messages (e.g., a public address announcement, a conversation among friends, a radio announcement, a lecture) in Spanish.	4	N/A	206	72%
<b>Test I</b>	1	M/C	Derive essential information from a variety of culturally authentic oral messages (e.g., a public address announcement, a conversation among friends, a radio announcement, a lecture) in Spanish.	4	N/A	206	88%
<b>Test I</b>	1	M/C	Interpret a variety of culturally authentic oral messages (e.g., a public address announcement, a conversation among friends, a radio announcement, a lecture) in Spanish.	4	N/A	206	84%
<b>Test I</b>	2	M/C	Understand and apply the linguistic structures of Spanish.	4	N/A	206	71%
<b>Test I</b>	2	M/C	Understand variations within Spanish and the connections between Spanish and English.	4	N/A	206	70%
Test	Subarea #	Objective Type	Objective Name	# of Takers - UWG	Objective Score - UWG	# of Takers - GA	Objective Score - GA
<b>Test II</b>	1	M/C	Analyze a variety of authentic materials (e.g., brochures, newspaper articles, Web sites, letters, literary and philosophical works) written in Spanish.	3	N/A	206	79%
<b>Test II</b>	1	M/C	Demonstrate understanding of the literal content of a variety of authentic materials (e.g., brochures, Web sites, newspaper	3	N/A	206	82%

			articles, letters, literary and philosophical works) written in Spanish.				
<b>Test II</b>	1	M/C	Interpret a variety of authentic materials (e.g., brochures, newspaper articles, Web sites, letters, literary and philosophical works) written in Spanish.	3	N/A	206	80%
<b>Test II</b>	2	M/C	Understand the relationship between the historical development, geographic features, and practices (e.g., political systems, customs of daily life) of Spanish- speaking cultures and the perspectives of these cultures.	3	N/A	206	69%
<b>Test II</b>	2	M/C	Understand the relationship between the products (e.g., literary and artistic works, architecture, technology) and perspectives of Spanish-speaking cultures.	3	N/A	206	60%