



**PREPARING  
EXEMPLARY  
PRACTITIONERS** | FIELD-BASED  
INQUIRY  
PROFESSIONAL  
EXCELLENCE  
BETTERMENT  
OF SOCIETY  
Adaptive • Proactive • Decisive • Leading • Reflective • Inquisitive  
Knowledgeable • Collaborative • Empathetic • Culturally Sensitive

## PROGRAM DATA REPORT

### *SPORT MANAGEMENT*

THE UNIVERSITY OF WEST GEORGIA

2012-13

PREPARED BY

STEPHANIE SIEGEL, ASSESSMENT PROGRAM SPECIALIST

# Program Admissions/Production Information

---

Table 1\*  
AY13 Admissions by Degree Type (N=47)

<b>B.S.Ed.</b>
47

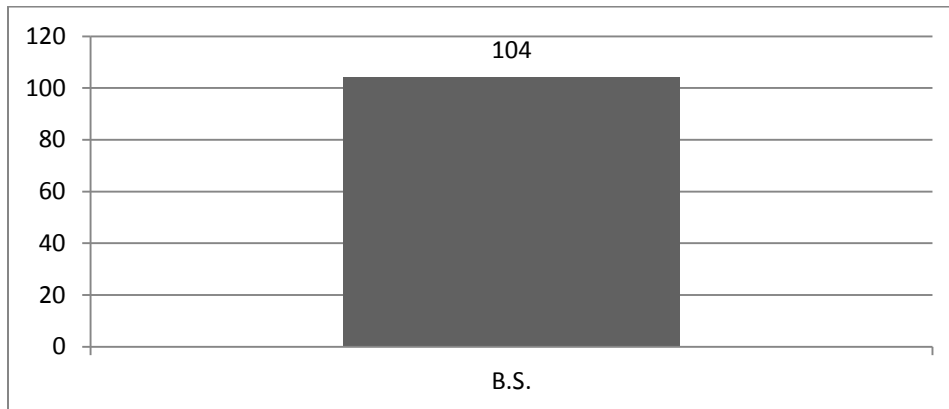
\* Banner Report ED2465

Table 2\*  
AY13 Completers by Degree Type (N=39)

<b>B.S.Ed.</b>
39

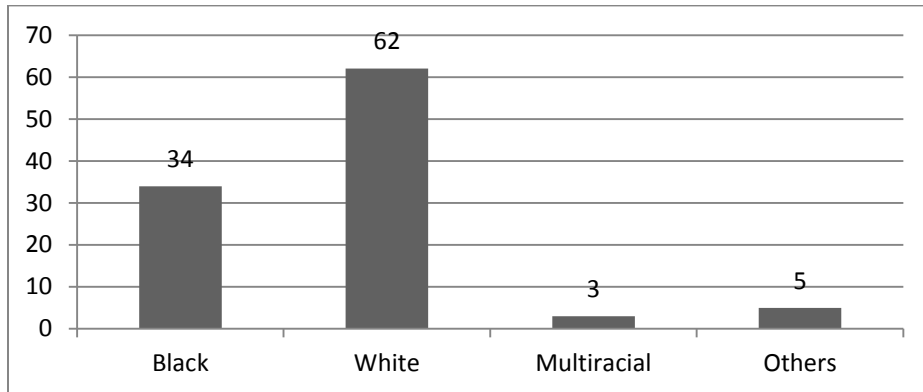
\* Program Vitality Report

Figure 1\*  
Active Majors (N=104)



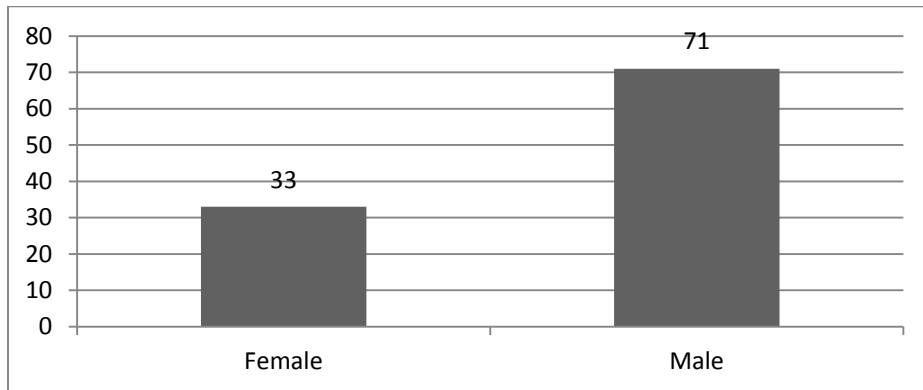
\* Banner Report ED2505

Figure 2\*  
Race-Active Majors (N=104)



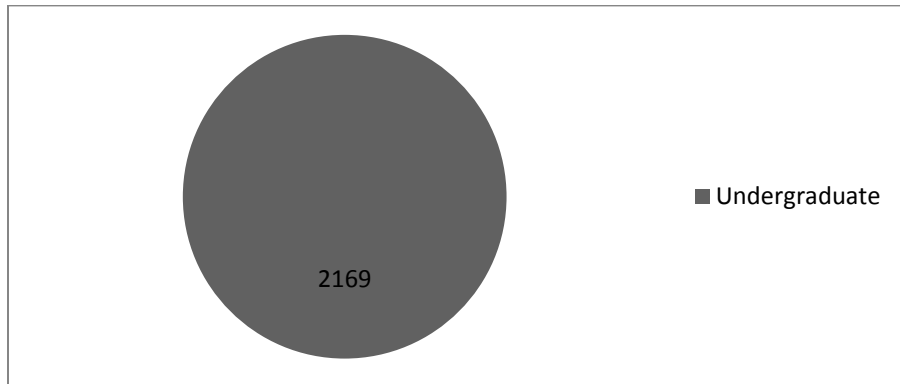
\* Banner Report ED2505

Figure 3\*  
Gender-Active Majors (N=104)



\*Banner Report 2505

Figure 4\*  
Credit Hour Production (N=2169)



\* Banner Report ED2270

Table 3\*  
Average SAT Scores-Undergraduate Active Majors (N=62)

Test	Score
SAT-Verbal	475
SAT-Mathematics	496
Both Tests Average Total	971

\* Banner Report ED2505

Table 4\*  
Average ACT Scores-Undergraduate Active Majors (N=37)

Test	Score
ACT- Verbal	20
ACT- Mathematics	21
Both Tests Average Total	41

\* Banner Report ED2505

# Assessment Results: B.S.

---

## Learning Outcomes Report

No data collected. No class assignments sent.

## Dispositions, Impact on Student Learning, and Intern Keys Instruments\*\*

Table 6\*:  
SPMG Professional Dispositions Rubric- Undergraduate (N=85)

Attendance	Preparation	Professional Appearance	Verbal Communication	Written Communication	Professional Ethics/Diversity	Responsive	Participation & Initiative
3.39	3.84	3.74	3.89	3.56	3.94	3.88	3.02

\* Tk20 Report COURSES 023: Comprehensive Report on Observations

\*\* No data collected for Impact on Student Learning or Intern Keys.

## GACE Content Test Results

GACE tests not applicable to this program.