



**PREPARING  
EXEMPLARY  
PRACTITIONERS**

FIELD-BASED  
INQUIRY  
PROFESSIONAL  
EXCELLENCE  
BETTERMENT  
OF SOCIETY

Adaptive • Proactive • Decisive • Leading • Reflective • Inquisitive  
Knowledgeable • Collaborative • Empathetic • Culturally Sensitive

## PROGRAM DATA REPORT

### ***SPORT MANAGEMENT: B.S.***

THE UNIVERSITY OF WEST GEORGIA

SUMMER AND FALL 2014; SPRING 2015

PREPARED BY

STEPHANIE SIEGEL, ASSESSMENT PROGRAM SPECIALIST

# Goals for Improvement: 2014-2015

---

**Directions:** Review progress toward 2014-2015 goals using the 2014-2015 data found in this annual report. Complete the table and consider the results of your efforts as you plan for 2015-2016. Record your progress at [https://docs.google.com/a/westga.edu/forms/d/1sad6zeDIVqwiP-HF991QZ74ZKAmKlJB8cQrb6TiFxnA/viewform?usp=send\\_form](https://docs.google.com/a/westga.edu/forms/d/1sad6zeDIVqwiP-HF991QZ74ZKAmKlJB8cQrb6TiFxnA/viewform?usp=send_form).

To record 2015-2016 goals, please click here:

[https://docs.google.com/a/westga.edu/forms/d/1q5UB5ZfzV3whBqYj3oCFPjPxTj6tiLFNy\\_FVLmqKpec/viewform?usp=send\\_form](https://docs.google.com/a/westga.edu/forms/d/1q5UB5ZfzV3whBqYj3oCFPjPxTj6tiLFNy_FVLmqKpec/viewform?usp=send_form)

2014-2015 Goals	Progress	Further Action	Data Used to Inform Responses	Strategic Imperative
<i>No Goals Found</i>				

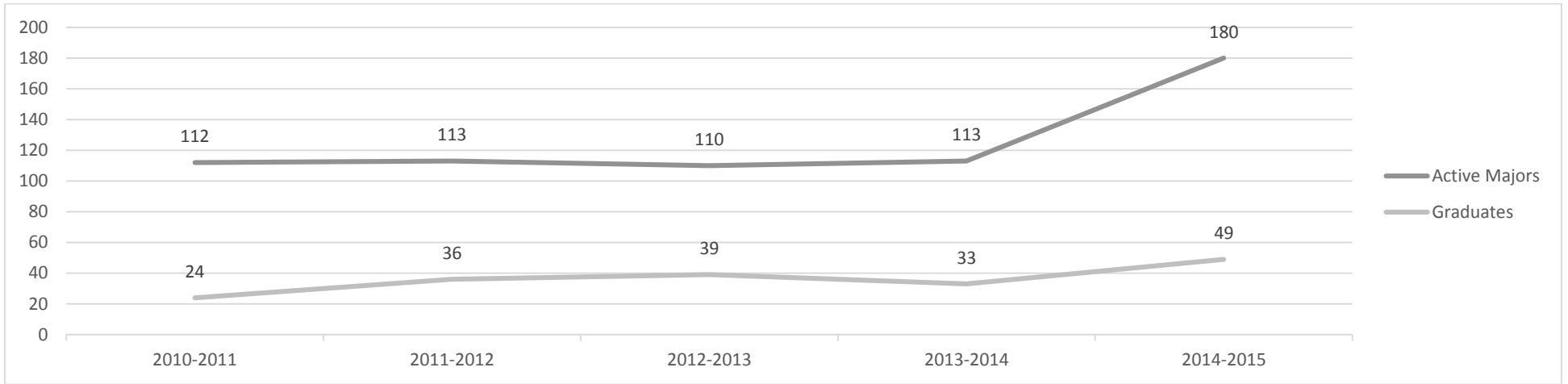
## Percentage of Completed Rubrics

Type of Assignment	Number of Assignments Submitted by Students	Number of Rubrics Scored by Faculty	Percent of Rubrics Scored by Faculty
Course-Based Assignments	0	0	0% (A total of 5 assignments were sent to SPMG courses for the 2014-2015 academic year)

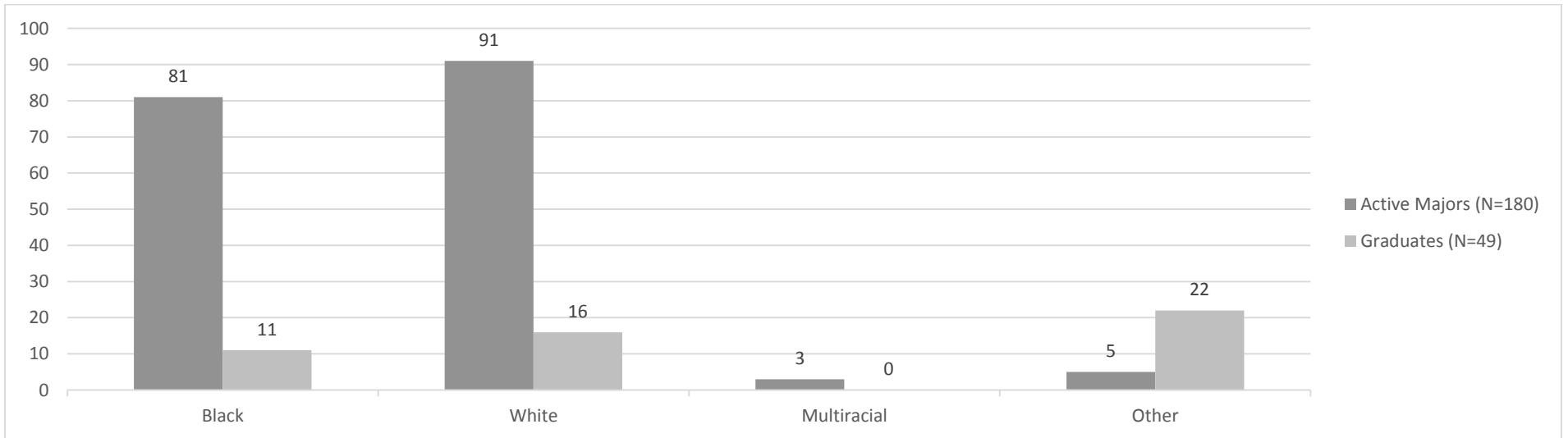
## Admissions and Active Majors

Active Majors Admitted 3+ Years Ago (2011-2012 or prior)	Active Majors Admitted 2 Years Ago (2012-2013)	Active Majors Admitted 1 Year Ago (2013-2014)	Current Active Majors 2014-2015	2014-2015 Cohort Admission GPA
1	20	45	180	2.85 (F14: 2.83, SP15: 2.87)

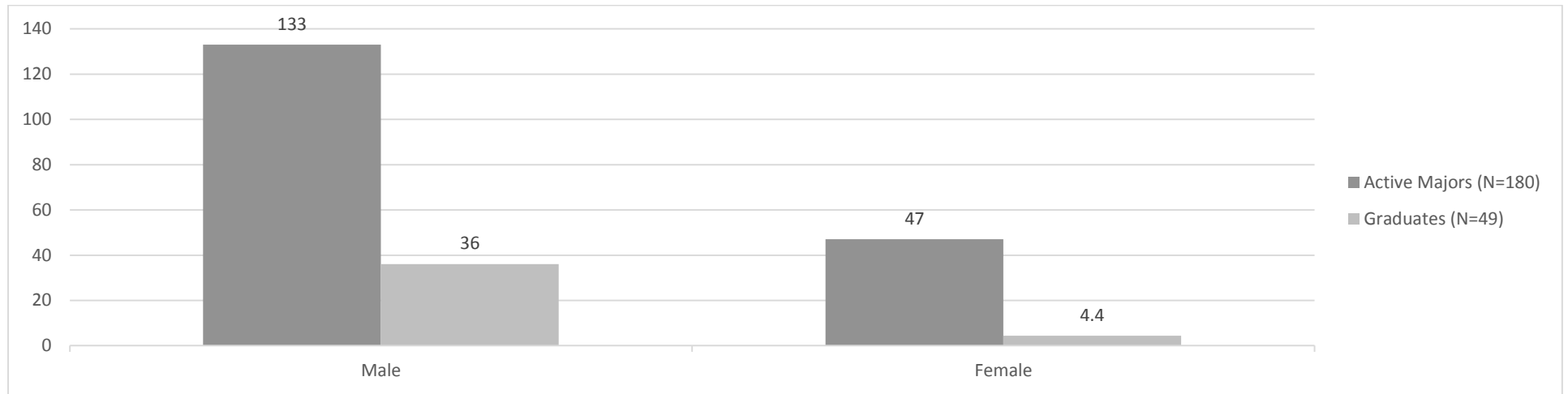
**Active Major & Graduate Trend Data**



**Race- 2014-2015 Active Majors and Graduates**



**Gender- Active Majors and Graduates**



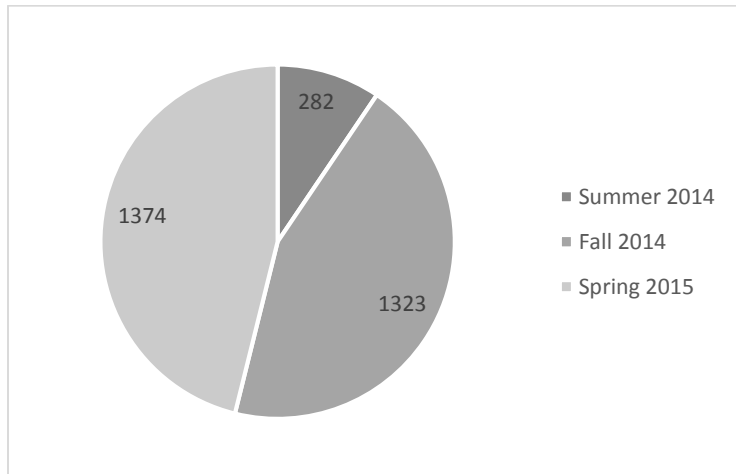
**Progression to Graduation Data**

Program	% Graduated in 2 Years	% Graduated in 3 Years	% Graduated in 4 Years	% Graduated in 5 Years	% Graduated in 6 Years	No Graduation: Still Enrolled	No Graduation: No Longer Active	Graduated with Different Major
Fall 2008 Cohort (N=8)	88	12	0	0	0	0	0	0
Program	% Graduated in 2 Years	% Graduated in 3 Years	% Graduated in 4 Years	No Graduation: Still Enrolled	No Graduation: No Longer Active	Graduated with Different Major		
Fall 2010 Cohort (N=15)	87	13	0	0	0	0		
Program	% Graduated in 2 Years	% Graduated in 3 Years	No Graduation: Still Enrolled	No Graduation: No Longer Active	Graduated with Different Major			
Fall 2012 Cohort (N=25)	80	16	4	0	0			
Program	% Graduated in 2 Years or less	% Graduated in 3 Years	No Graduation: Still Enrolled	No Graduation: No Longer Active	Graduated with Different Major			
Fall 2013 Cohort (N=21)	86	14	0	0	0			

**Admission Cohort Race/Gender**

<b>Cohort</b>	<b>Male</b>	<b>Female</b>	<b>Black</b>	<b>White</b>	<b>Multiracial</b>	<b>Unknown or Other Race</b>
Fall 2008	5	3	3	4	1	0
Fall 2010	11	4	4	9	0	2
Fall 2012	14	11	4	9	1	11
Fall 2013	16	5	4	8	0	9

**Credit Hour Production- All SPMG Undergraduate Courses**



# Assessment Results

---

## Learning Outcome Report

Mean scores are reported for each assessment used for each specified criterion. All rubrics are rated on a 4-point scale.

*\*NOTE: All results below are from Observations in Tk20. There have been no assessments done on assignments. No students turned in any work to be assessed.\**

<b>SPMG Group/Individual Presentation Rubric assessed in SPMG 3664</b>	
➤ Outcome 1: Sport Management candidates will demonstrate proficiency in specific sport management core content areas.	
<b>Rubric Criteria</b>	<b>2014-2015 (N=13)</b>
Level I (Professionalism)	4.0
Level II (Evidence of preparation for oral presentation)	4.0
Level III (Quality & breadth of work)	4.0
Level IV (Level of collaboration & dependability with peers)	4.0
Level V Level of fast moving, flowing, action packed presentation, engages students	4.0

<b>SPMG Group/Individual Presentation Rubric assessed in SPMG 3670</b>	
➤ Outcome 2: Sport Management candidates will demonstrate a high-level professional preparedness of career maturity.	
<b>Rubric Criteria</b>	<b>2014-2015 (N=7)</b>
Level I (Professionalism)	4.0
Level II (Evidence of preparation for oral presentation)	4.0
Level III (Quality & breadth of work)	4.0
Level IV (Level of collaboration & dependability with peers)	4.0
Level V Level of fast moving, flowing, action packed presentation, engages students	4.0

**SPMG Group/Individual Presentation Rubric assessed in SPMG 4667**

- Outcome 1: Sport Management candidates will demonstrate proficiency in specific sport management core content areas.
- Outcome 3: Sport Management candidates will demonstrate effective communication skills: oral, interpersonal, and written

<b>Rubric Criteria</b>	<b>2014-2015 (N=18)</b>
Level I (Professionalism)	4.0
Level II (Evidence of preparation for oral presentation)	4.0
Level III (Quality & breadth of work)	4.0
Level IV (Level of collaboration & dependability with peers)	4.0
Level V Level of fast moving, flowing, action packed presentation, engages students	4.0