



**PREPARING
EXEMPLARY
PRACTITIONERS** | FIELD-BASED
INQUIRY
PROFESSIONAL
EXCELLENCE
BETTERMENT
OF SOCIETY
Adaptive • Proactive • Decisive • Leading • Reflective • Inquisitive
Knowledgeable • Collaborative • Empathetic • Culturally Sensitive

PROGRAM DATA REPORT

SPEECH-LANGUAGE PATHOLOGY

THE UNIVERSITY OF WEST GEORGIA

2012-13

PREPARED BY

STEPHANIE SIEGEL, ASSESSMENT PROGRAM SPECIALIST

Program Admissions/Production Information

Table 1*
AY13 Admissions by Degree Type (N=57)

B.S.Ed.	M.Ed.
30	27

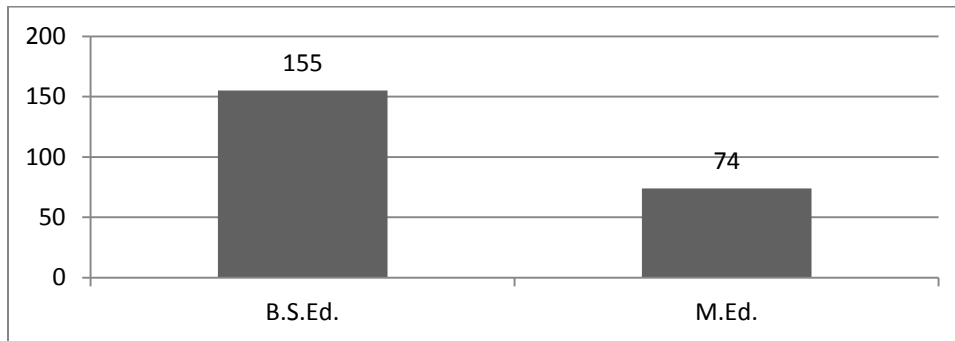
* Banner Report ED2740 & ED2465 (for B.S.Ed. admissions)

Table 2*
AY13 Completers by Degree Type (N=63)

B.S.Ed.	M.Ed.
41	22

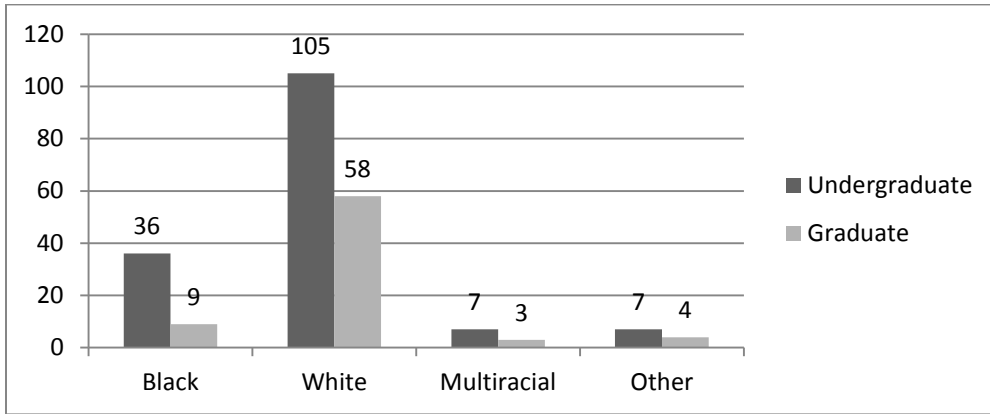
* Program Vitality Report

Figure 1*
Active Majors (N=229)



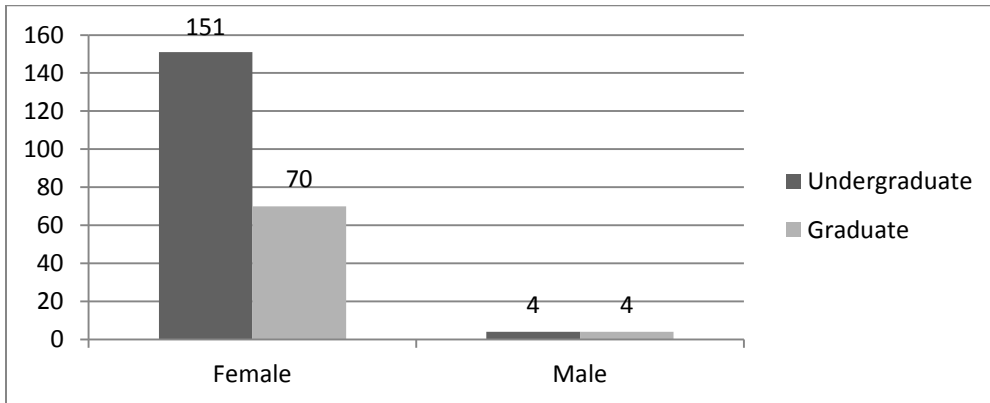
* Banner Report ED2505

Figure 2*
Race (N=229)



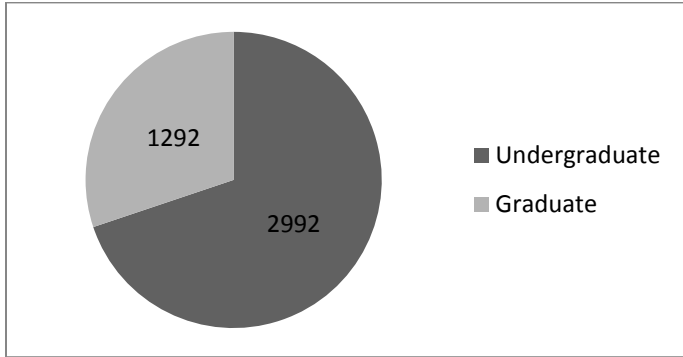
* Banner Report ED2505

Figure 3*
Gender (N=229)



*Banner Report 2505

Figure 4*
Credit Hour Production



* Banner Report ED2270

Table 3*
Average SAT Scores-Undergraduate Active Majors (N=89)

Test	Score
SAT-Verbal	501
SAT-Mathematics	484
Both Tests Average Total	985

* Banner Report ED2505

Table 4*
Average ACT Scores-Undergraduate Active Majors (N=70)

Test	Score
ACT- Verbal	22
ACT- Mathematics	20
Both Tests Average Total	42

* Banner Report ED2505

Table 5*

Average GRE Scores- Graduate Student Active Majors (N=61)

Test	Score
GRE-Verbal	436
GRE-Quantitative	499
Both Tests Average Total	935

* Banner Report ED2505

Assessment Results: B.S.Ed.

Learning Outcomes Report*

STANDARD BODY : COE - Student Learning Outcomes as Standards

COE - Student Learning Outcomes as Standards

Speech Language Pathology B.S.Ed.

Outcome 1: Candidate demonstrates competence in critical thinking

Outcome 2: Candidate demonstrates competence in oral and written communication

Outcome 3: Candidate demonstrates understanding and application of basic knowledge within their selected discipline

ASSESSMENT TEMPLATE : SLPA B.S.Ed. Rubric-Most B.S.Ed. Courses

SECTION : SLP B.S.Ed. Rubric

QUESTION : Rubric

Rubric	# Unacceptable (U)	% Unacceptable (U)	# Developing (D)	% Developing (D)	# Proficient (P)	% Proficient (P)	# Exemplary (E)	% Exemplary (E)	# No Response	% No Response	Total Response	Average
Critical Thinking	9	4.05%	54	24.32%	87	39.19%	72	32.43%	0	0%	222	3
Communication	9	4.05%	83	37.39%	59	26.58%	71	31.98%	0	0%	222	2.86
Acquisition of Knowledge	0	0%	27	18.75%	42	29.17%	75	52.08%	78	35.14%	144	3.33
Total/Percentage	18	3.06%	164	27.89%	188	31.97%	218	37.07%	78	11.71%	588	

* Tk20 Report West Georgia COE Standards Report

Dispositions, Impact on Student Learning, and Intern Keys Instruments

No data collected.

Praxis Test Results

Table 6*
Praxis Pass Rates

Test	Number Tested	Number Passed	Percent Passed
Speech-Language Pathology	16	15	94%

Table 7*
Detailed Praxis Score Information

Test Category	Institution Average % Correct	State-Wide Average % Correct	National Average % Correct
I. BASIC HUMAN COMMUNICATION PROCESSES	53	58	62
II. PHONOLOGICAL AND LANGUAGE DISORDERS	75	76	80
III. SPEECH DISORDERS	67	67	72
IV. NEUROGENIC DISORDERS	63	64	70
V. AUDIOLOGY/HEARING	62	63	69
VI. CLINICAL MANAGEMENT	69	64	67
VII. PROFESSIONAL ISSUES/PSYCHOMETRICS/RESEARCH	75	77	79

Assessment Results: M.Ed.

Learning Outcomes Report

COE - Student Learning Outcomes as Standards

Speech Language Pathology MEd

Outcome 1: Candidates analyze ideas, make critical evaluations and come to well-reasoned (defensible) decisions or conclusions while applying research and engaging in evidence-based practices.

Outcome 2: Candidates solve problems in educational or clinical settings by creatively generating multiple solutions and selecting those most appropriate to meet the needs of the individual in question.

Outcome 3: Candidates assess an individual's ability or performance and appropriately interpret and apply this information.

Outcome 4: Candidates plan, implement, evaluate, and modify educational or clinical interventions across a wide range of clients.

Outcome 5: Candidates develop effective professional relationships with individuals, their family members, caregivers, and with professionals across disciplines.

Outcome 6: Candidates appreciate, understand, and productively apply multicultural information.

QUESTION : Please Evaluate

Please Evaluate	# Unacceptable	% Unacceptable	# Developing	% Developing	# Proficient	% Proficient	# Exemplary	% Exemplary	# No Response	% No Response	Total Response	Average
Research	0	0%	0	0%	14	31.11%	31	68.89%	0	0%	45	3.69
Critical Thinking	0	0%	0	0%	1	100%	0	0%	44	97.78%	1	3
Evaluation	0	0%	0	0%	5	20.83%	19	79.17%	21	46.67%	24	3.79
Clinical Interventions	0	0%	0	0%	16	64%	9	36%	20	44.44%	25	3.36
Professional Relationships	0	0%	0	0%	6	24%	19	76%	20	44.44%	25	3.76
Cultural Competence	0	0%	0	0%	7	36.84%	12	63.16%	26	57.78%	19	3.63
Total/Percentage	0	0%	0	0%	49	35.25%	90	64.75%	131	48.52%	139	

Dispositions, Impact on Learning, and Diversity Instruments

No data collected.