



**PREPARING  
EXEMPLARY  
PRACTITIONERS**

FIELD-BASED  
INQUIRY  
PROFESSIONAL  
EXCELLENCE  
BETTERMENT  
OF SOCIETY

Adaptive • Proactive • Decisive • Leading • Reflective • Inquisitive  
Knowledgeable • Collaborative • Empathetic • Culturally Sensitive

## PROGRAM DATA REPORT

### ***SPEECH LANGUAGE PATHOLOGY: B.S.ED.***

THE UNIVERSITY OF WEST GEORGIA

SUMMER AND FALL 2014; SPRING 2015

PREPARED BY

STEPHANIE SIEGEL, ASSESSMENT PROGRAM SPECIALIST

# Goals for Improvement: 2014-2015

---

**Directions:** Review progress toward 2014-2015 goals using the 2014-2015 data found in this annual report. Complete the table and consider the results of your efforts as you plan for 2015-2016. Record your progress at [https://docs.google.com/a/westga.edu/forms/d/1sad6zeDIVqwiP-HF991QZ74ZKAmKlJB8cQrb6TiFxnA/viewform?usp=send\\_form](https://docs.google.com/a/westga.edu/forms/d/1sad6zeDIVqwiP-HF991QZ74ZKAmKlJB8cQrb6TiFxnA/viewform?usp=send_form).

To record 2015-2016 goals, please click here:

[https://docs.google.com/a/westga.edu/forms/d/1q5UB5ZfzV3whBqYj3oCFPjPxTj6tiLFNy\\_FVLmqKpec/viewform?usp=send\\_form](https://docs.google.com/a/westga.edu/forms/d/1q5UB5ZfzV3whBqYj3oCFPjPxTj6tiLFNy_FVLmqKpec/viewform?usp=send_form)

2014-2015 Goals	Progress	Further Action	Data Used to Inform Responses	Strategic Imperative
Outcome 1: Candidate will demonstrate competence in critical thinking. Increase 3.16 to 3.25. Continue with same key assessments in previous goals. This will be measured in 3 semesters (***** can this be extended to four semesters?)				Student Success
Candidate demonstrates competence in oral and written communication. Increase scores from 3.45 to 3.5. Will be measured over 3-4 semesters. Will use same key assessments.				Student Success
Candidate demonstrates understanding and application of basic knowledge within his/her selected discipline. Will increase scores to 3.45. Will use same key assessments.				Academic Success

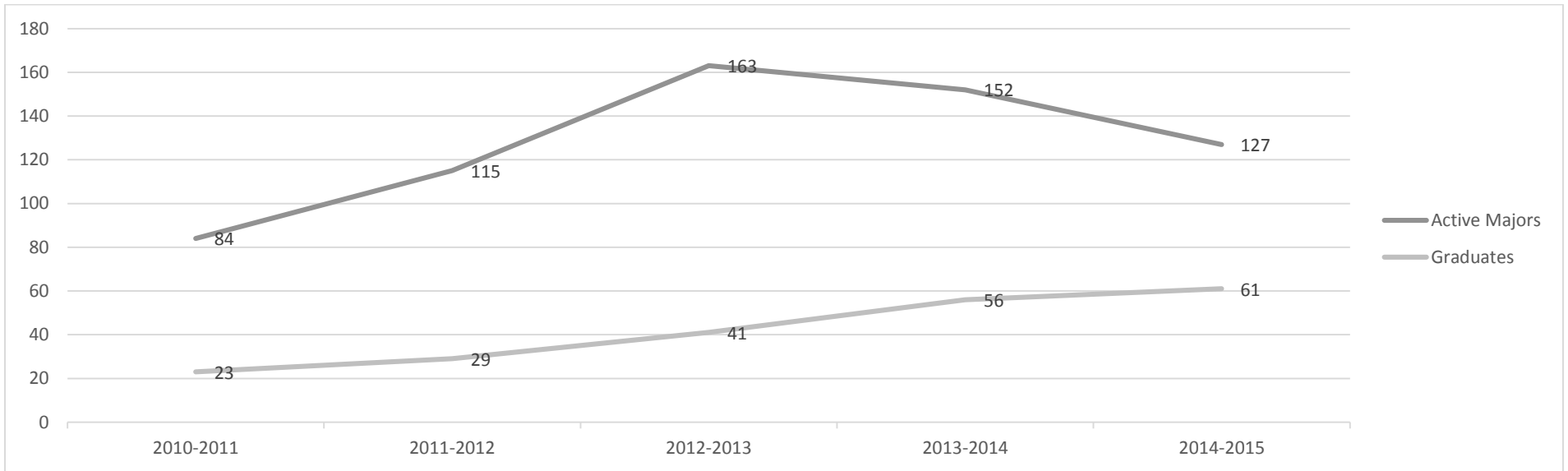
## Percentage of Completed Rubrics

Type of Assignment	Number of Assignments Submitted by Students	Number of Rubrics Scored by Faculty	Percent of Rubrics Scored by Faculty
Course-Based Assignments	275	244	89%

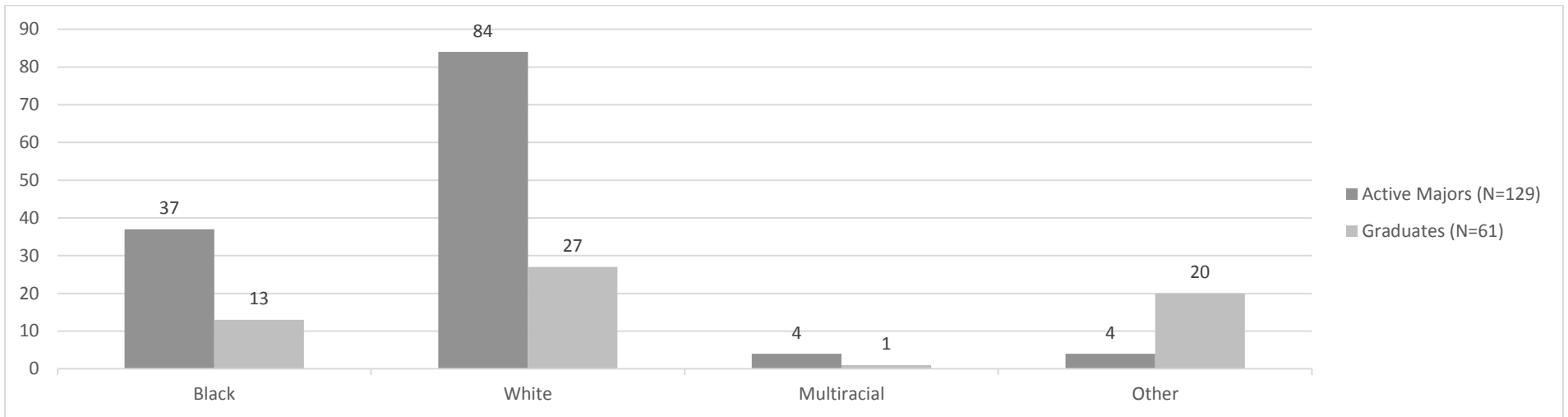
**Admissions and Active Majors**

Active Majors Admitted 3+ Years Ago (2011-2012 or prior)	Active Majors Admitted 2 Years Ago (2012-2013)	Active Majors Admitted 1 Year Ago (2013-2014)	Current Active Majors 2014-2015	2014-2015 Cohort Admission GPA
1	7	61	129	3.22 (F14: 3.19, SP15: 3.24 )

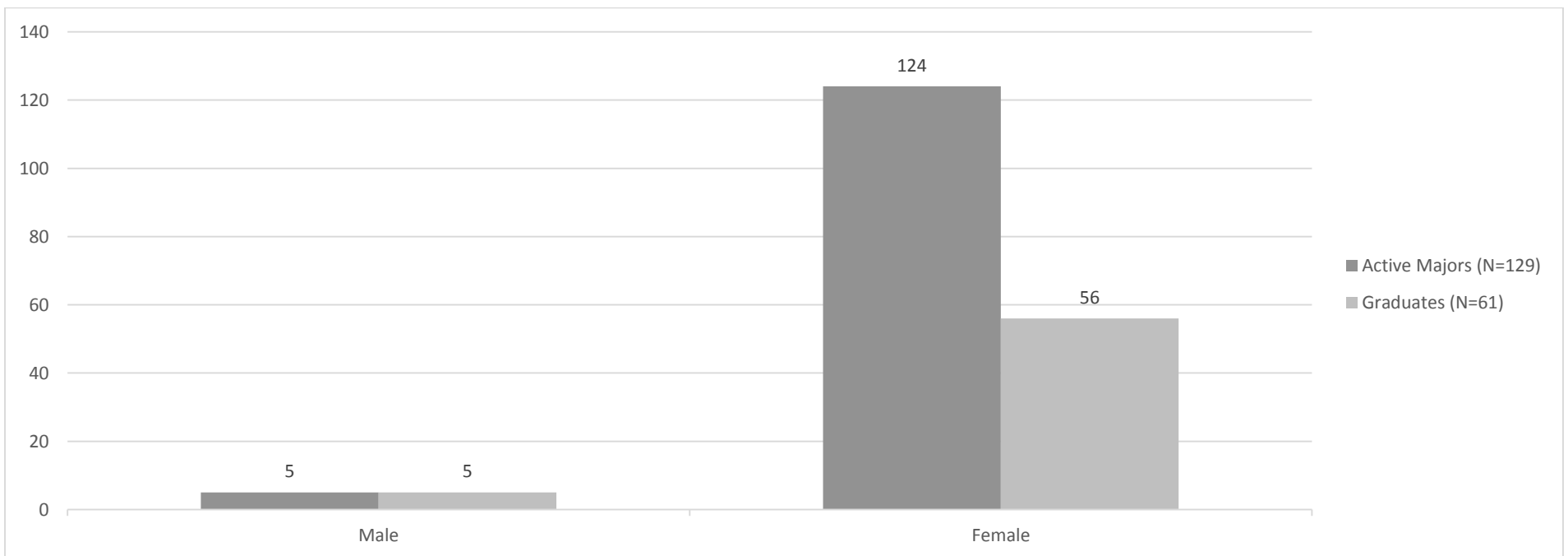
**Active Major & Graduate Trend Data**



**Race- 2014-2015 Active Majors and Graduates**



**Gender- Active Majors and Graduates**



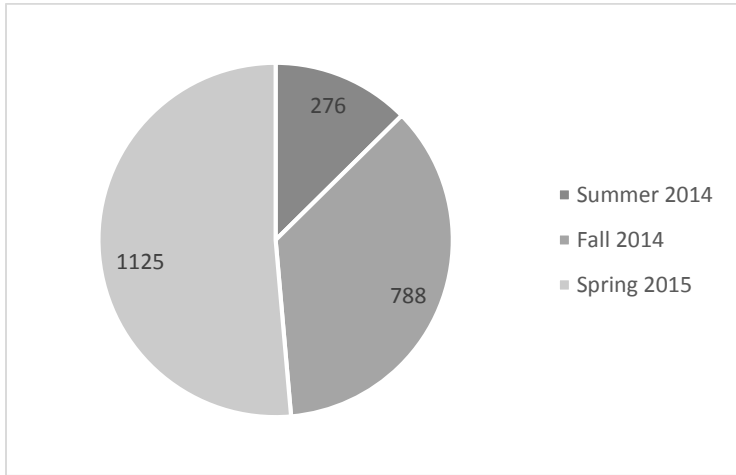
**Progression to Graduation Data (Goal: 80% or more graduate in =/< 3 years from admission to TE)**

	<b>% Graduated in 2 Years</b>	<b>% Graduated in 3 Years</b>	<b>% Graduated in 4 Years</b>	<b>% Graduated in 5 Years</b>	<b>% Graduated in 6 Years</b>	<b>Not Yet Graduated: Still Enrolled</b>	<b>Not Yet Graduated: No Longer Active</b>	<b>Graduated with Different Major</b>
<b>Fall 2008 Cohort (N=24)</b>	92	0	4	0	0	0	4	0
	<b>% Graduated in 2 Years</b>	<b>% Graduated in 3 Years</b>	<b>% Graduated in 4 Years</b>	<b>Not Yet Graduated: Still Enrolled</b>	<b>Not Yet Graduated: No Longer Active</b>	<b>Graduated with Different Major</b>		
<b>Fall 2010 Cohort (N=43)</b>	91	0	0	0	0	9		
	<b>% Graduated in 2 Years</b>	<b>% Graduated in 3 Years</b>	<b>Not Yet Graduated: Still Enrolled</b>	<b>Not Yet Graduated: No Longer Active</b>	<b>Graduated with Different Major</b>			
<b>Fall 2012 Cohort (N=73)</b>	81	10	0	8	1			
	<b>% Graduated in 2 Years or less</b>	<b>% Graduated in 3 Years</b>	<b>Not Yet Graduated: Still Enrolled</b>	<b>Not Yet Graduated: No Longer Active</b>	<b>Graduated with Different Major</b>			
<b>Fall 2013 Cohort (N=73)</b>	74	4	11	8	3			

**Admission Cohort Race/Gender**

<b>Cohort</b>	<b>Male</b>	<b>Female</b>	<b>Black</b>	<b>White</b>	<b>Multiracial</b>	<b>Unknown or Other Race</b>
Fall 2008	0	24	4	18	1	1
Fall 2010	1	43	9	24	1	10
Fall 2012	1	72	9	26	0	40
Fall 2013	5	68	12	33	1	27

## Credit Hour Production- All SLPA Undergraduate Courses



# Assessment Results

---

## Learning Outcome Report

Mean scores are reported for each assessment used for each specified criterion. All rubrics are rated on a 4-point scale.

<b>SLPA B.S.Ed. Rubric</b>				
➤ Outcome 1: Candidate demonstrates competence in critical thinking				
➤ Outcome 2: Candidate demonstrates competence in oral and written communication				
➤ Outcome 3: Candidate demonstrates understanding and application of basic knowledge within their selected discipline				
Rubric Criteria	2011-2012 (N=12)	2012-2013 (N=195)	2013-2014 (N=170)	2014-2015 (N=202)
Critical Thinking	4	2.99	3.16	3.33
Communication	3.75	2.86	3.45	3.49
Acquisition of Knowledge	3.92	3.25	3.36	3.65

<b>SLPA Reflection Essay for Case Study Rubric assessed in SLPA 4721</b>	
➤ Outcome 1: Candidate demonstrates competence in critical thinking	
<b>Rubric Criteria</b>	<b>2014-2015 (N=42)</b>
Prior Knowledge Indication of Position or Thoughts Regarding a Patient's Case Information Prior to Enrollment in the Course	3.98
Newly Acquired Skills Indication of Current Thoughts, Processes, Experiences, and Knowledge Gained in this Patient Case Activity	3.98
Future Implementation Indication of How the Newly Gained Knowledge from the Patient's Case Will Be Used in the Future for the Profession	3.98
Mechanics of Writing Paragraph Constructions, Basic Grammar, Spelling, Clarity of Thought	3.98