



**PREPARING
EXEMPLARY
PRACTITIONERS** | FIELD-BASED
INQUIRY
PROFESSIONAL
EXCELLENCE
BETTERMENT
OF SOCIETY
Adaptive • Proactive • Decisive • Leading • Reflective • Inquisitive
Knowledgeable • Collaborative • Empathetic • Culturally Sensitive

PROGRAM DATA REPORT

SPEECH LANGUAGE PATHOLOGY B.S.

THE UNIVERSITY OF WEST GEORGIA

SUMMER AND FALL 2013; SPRING 2014

PREPARED BY

STEPHANIE SIEGEL, ASSESSMENT PROGRAM SPECIALIST

Program Admissions/Production Information

Admissions and Active Majors*

| Active Majors Admitted 3+ Years Ago (2010-2011 or prior) | Active Majors Admitted 2 Years Ago (2011-2012) | Active Majors Admitted 1 Year Ago (2012-2013) | Current Active Majors 2013-2014 |
|---|---|--|---------------------------------|
| 1 | 3 | 57 | 152 |

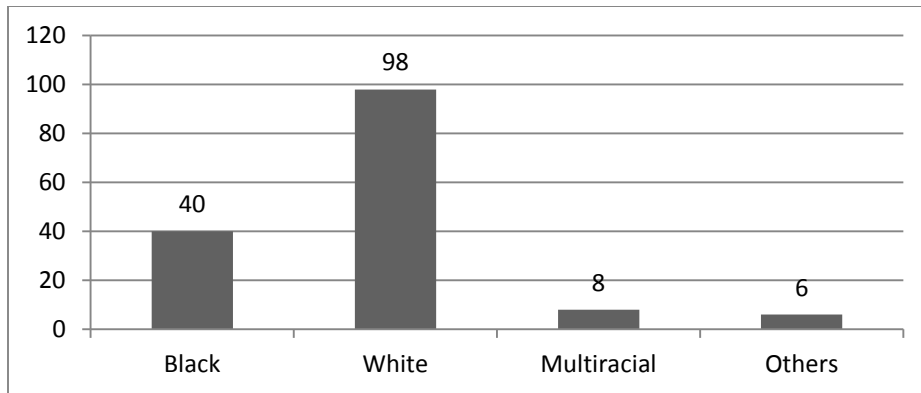
*Banner Report ED2505

Completers*

| 2011-2012 | 2012-2013 | 2013-2014 |
|-----------|-----------|-----------|
| 29 | 41 | 56 |

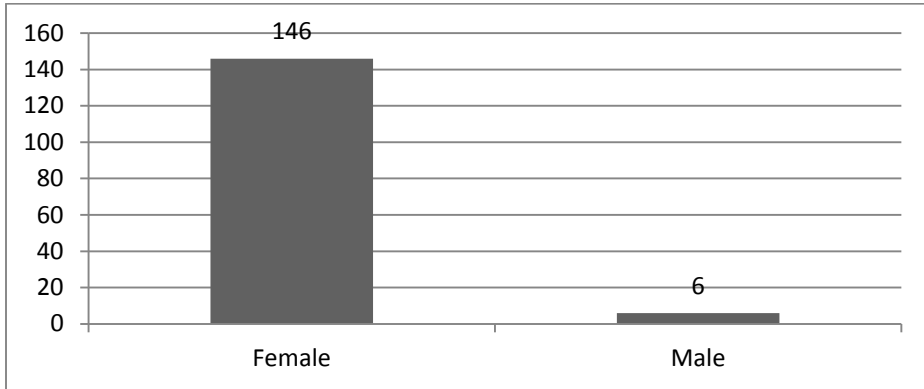
* Banner Report ED2465

Race-Active Majors (N=152)*



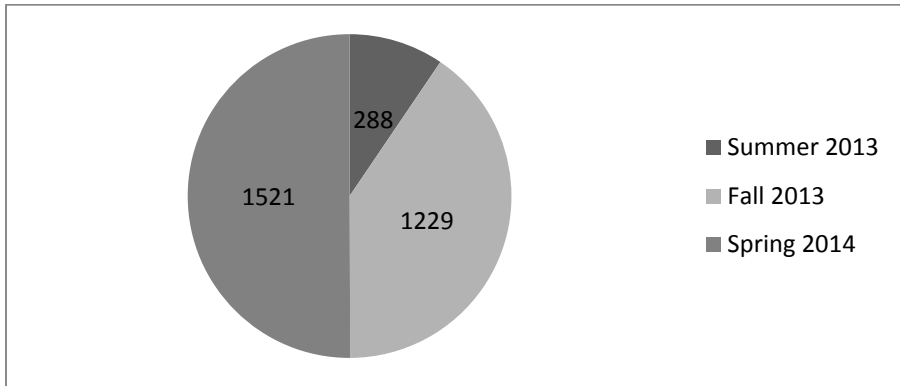
* Banner Report ED2505

Gender-Active Majors (N=152)*



*Banner Report 2505

Credit Hour Production- All SLPA Undergraduate Courses (N=3038)*



* Banner Report ED2270

Average SAT Scores-Undergraduate Active Majors (N=81)*

| Test | Score | Percentile Ranks |
|-----------------|-------|------------------|
| SAT-Verbal | 502 | 51 |
| SAT-Mathematics | 480 | 38 |
| Composite | 982 | 45 |

* Banner Report ED2505

Average ACT Scores-Undergraduate Active Majors (N-62)*

| Test | Score | Percentile Ranks |
|------------------|-------|------------------|
| ACT- Verbal | 22 | 63 |
| ACT- Mathematics | 20 | 51 |
| Composite | 21 | 55 |

* Banner Report ED2505

Assessment Results

Learning Outcomes Report*

| SLPA B.S.Ed. Rubric | | | |
|--|------------------|-------------------|-------------------|
| <ul style="list-style-type: none">➤ Outcome 1: Candidate demonstrates competence in critical thinking➤ Outcome 2: Candidate demonstrates competence in oral and written communication➤ Outcome 3: Candidate demonstrates understanding and application of basic knowledge within their selected discipline | | | |
| Rubric Criteria | 2011-2012 (N=12) | 2012-2013 (N=195) | 2013-2014 (N=170) |
| Critical Thinking | 4 | 2.99 | 3.16 |
| Communication | 3.75 | 2.86 | 3.45 |
| Acquisition of Knowledge | 3.92 | 3.25 | 3.36 |

* Tk20 Report West Georgia COE Standards Report