



**PREPARING  
EXEMPLARY  
PRACTITIONERS** | FIELD-BASED  
INQUIRY  
PROFESSIONAL  
EXCELLENCE  
BETTERMENT  
OF SOCIETY  
Adaptive • Proactive • Decisive • Leading • Reflective • Inquisitive  
Knowledgeable • Collaborative • Empathetic • Culturally Sensitive

## PROGRAM DATA REPORT

### *SCHOOL LIBRARY MEDIA NON-DEGREE*

THE UNIVERSITY OF WEST GEORGIA

SUMMER AND FALL 2014; SPRING 2015

PREPARED BY

STEPHANIE SIEGEL, ASSESSMENT PROGRAM SPECIALIST

# Goals for Improvement: 2014-2015

---

**Directions:** Review progress toward 2014-2015 goals using the 2014-2015 data found in this annual report. Complete the table and consider the results of your efforts as you plan for 2015-2016. Record your progress at [https://docs.google.com/a/westga.edu/forms/d/1sad6zeDIVqwiP-HF991QZ74ZKAmKlJB8cQrb6TiFxnA/viewform?usp=send\\_form](https://docs.google.com/a/westga.edu/forms/d/1sad6zeDIVqwiP-HF991QZ74ZKAmKlJB8cQrb6TiFxnA/viewform?usp=send_form).

To record 2015-2016 goals, please click here:

[https://docs.google.com/a/westga.edu/forms/d/1q5UB5ZfzV3whBqYj3oCFPjPxTj6tiLFNy\\_FVLmqKpec/viewform?usp=send\\_form](https://docs.google.com/a/westga.edu/forms/d/1q5UB5ZfzV3whBqYj3oCFPjPxTj6tiLFNy_FVLmqKpec/viewform?usp=send_form)

<b>2014-2015 Goals</b>	<b>Progress</b>	<b>Further Action</b>	<b>Data Used to Inform Responses</b>	<b>Strategic Imperative</b>
To better prepare candidates for changes in the field of school library media				Student Success
Reduce the number of courses required for certification in school library media				Academic Success
To establish a statewide consortium for school library media programs, including representation from University System institutions, k-12 school districts, Department of Education, and the Georgia Library Media Association				Successful Partnerships

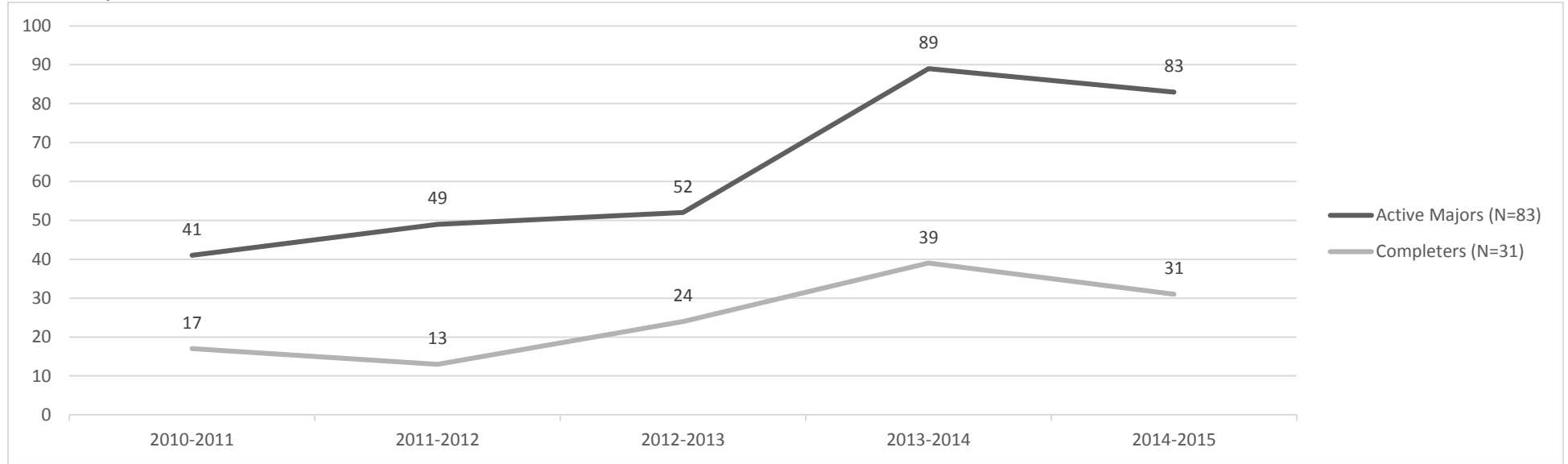
## Program Admissions/Production Information

---

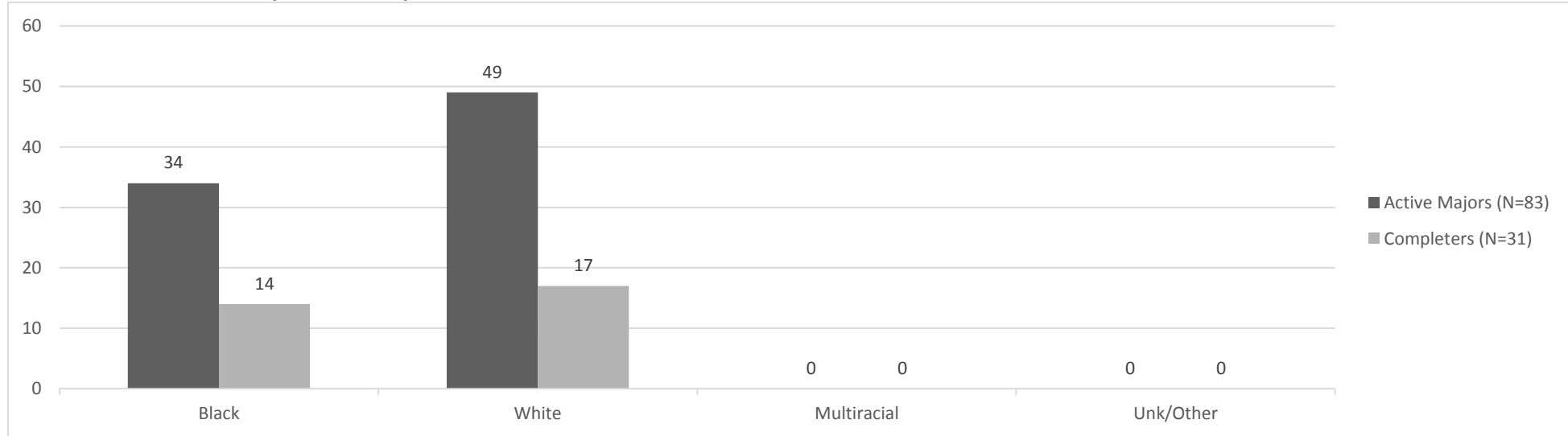
### Admissions and Active Majors

<b>Active Majors Admitted 3+ Years Ago (2011-2012 or prior)</b>	<b>Active Majors Admitted 2 Years Ago (2012-2013)</b>	<b>Active Majors Admitted 1 Year Ago (2013-2014)</b>	<b>Current Active Majors 2014-2015</b>	<b>2014-2015 Cohort Admission GPA</b>
8	3	26	83	TBA

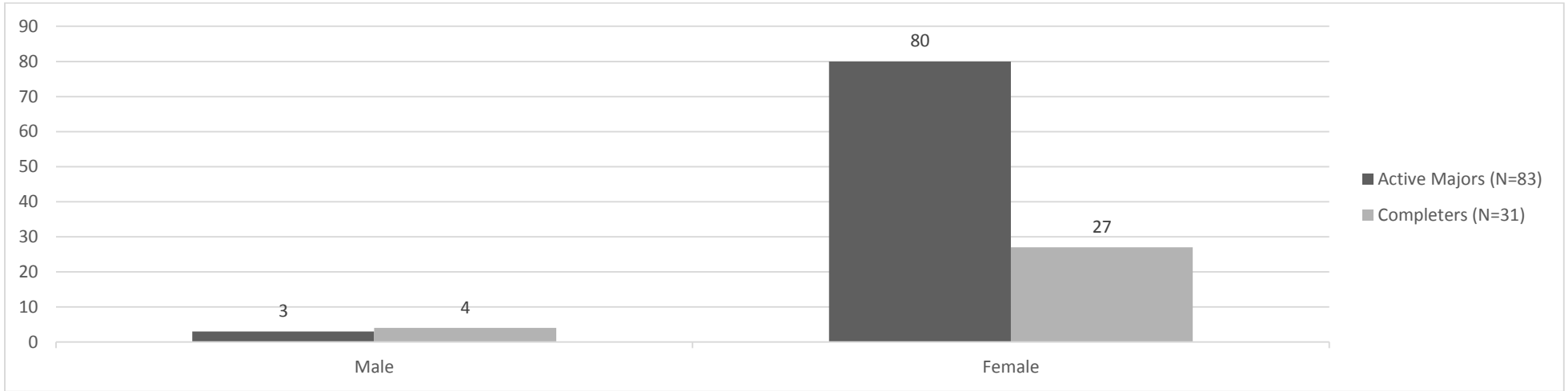
**Active Major & Graduate Trend Data**



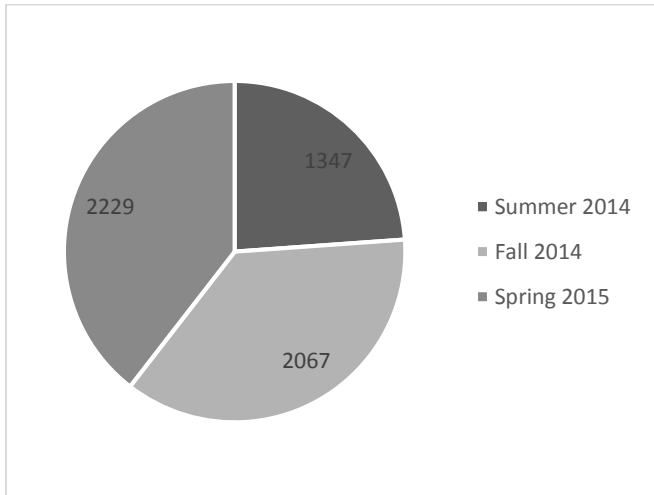
**Race: 2014-2015 Active Majors and Completers**



**Gender- Active Majors and Completers**



**Credit Hour Production- All MEDT Graduate Courses (N=5643)**



## Learning Outcome Report

Mean scores are reported for each assessment used for each specified criterion.

<b>MEDT 6463 (SLM) M.Ed. AASL Competency Rubric 6463</b>	
➤ Outcome 2 Candidates develop, implement, and evaluate learning opportunities for all students	
	<b>2014-2015 (N=23)</b>
Teaching and Learning	2.57
Literacy and Reading	2.43
Information and Knowledge	2.48
Advocacy and Leadership	2.43
Program Management and Administration	2.17

<b>MEDT 6463 (SLM) M.Ed. Dispositions Rubric</b>	
➤ Outcome 3 Candidates demonstrate professional dispositions and ethics	
	<b>2014-2015 (N=25)</b>
Professionalism: Punctuality	3.28
Professionalism: Preparation	2.80
Professionalism: Professional Demeanor	3.46
Professionalism: Responsive & Adaptive	3.16
Professionalism: Ethical & Honest	3.00
Communication: Verbal Communication	2.92
Communication: Written Communication	3.00
Belief that All Can Learn:	3.32
Fairness: Equity in All Settings	3.24
Collaboration: Interactions with Others	3.00

<b>MEDT 7478 (SLM) M.Ed. AASL Competency Rubric</b>	
➤ Outcome 2 Candidates develop, implement, and evaluate learning opportunities for all students	
	<b>2014-2015 (N=23)</b>
Teaching and Learning	3.48
Literacy and Reading	3.61
Information and Knowledge	3.30
Advocacy and Leadership	3.35
Program Management and Administration	3.52

<b>MEDT 7478 (SLM) M.Ed. Disposition Rubric</b>	
➤ Outcome 3 Candidates demonstrate professional dispositions and ethics	
	<b>2014-2015 (N=23)</b>
Professionalism: Punctuality	3.50
Professionalism: Preparation	3.22
Professionalism: Professional Demeanor	3.61
Professionalism: Responsive and Adaptive	3.50
Professionalism: Ethical and Honest	3.52
Communication: Verbal Communication	3.52
Communication: Written Communication	3.48
Belief that All can Learn: Respects Individual Differences	3.65
Fairness: Equity in All Settings	3.48
Collaboration: Interactions with Others	3.30

<b>MEDT SLM Impact on Learning Rubric-Portfolio Use</b>	
➤ Outcome 2 Candidates develop, implement, and evaluate learning opportunities for all students	
	<b>2014-2015 (N=23)</b>
Design for Instruction and Assessment	3.87
Analysis of Student Learning	3.91
Reflection on Student Learning	3.87

<b>MEDT SLM M.Ed. Roles/Exit Presentation Rubric-Portfolios</b>	
➤ Outcome 1 Candidates demonstrate content, pedagogical, and professional knowledge and skills	
➤ Outcome 2 Candidates develop, implement, and evaluate learning opportunities for all students	
➤ Outcome 3 Candidates demonstrate professional dispositions and ethics	
➤ Outcome 4 Candidates demonstrate ability to serve needs of diverse populations including special needs	
	<b>2014-2015 (N-25)</b>
Candidates demonstrate content, pedagogical, and professional knowledge and skills	3.80
Candidates develop, implement, and evaluate learning opportunities for all students	3.80
Candidates demonstrate professional dispositions and ethics	3.76
Candidates demonstrate ability to serve needs of diverse populations including special needs	3.84

## GACE Content Test Results

### GACE Pass Rates

Test	Number Tested	Number Passed	Percent Passed
Media Specialist-I	10	10	100%
Media Specialist -II	10	9	90%

### Media Specialist I Results

Subarea and Objective	Average Percent Correct-Georgia	Average Percent Correct- UWG
<b>SUBAREA I. LEARNING AND TEACHING</b>	<b>73.33</b>	<b>70.88</b>
1. Demonstrates Knowledge Of Children’s And Young Adult Literature	77.14	75.00
2. Understands Fundamentals Of Curriculum Development And Collaboration In Media And Information Literacy	62.42	58.18
3. Understands The Fundamentals Of Instructional Design For All Learners	80.74	80.00
<b>SUBAREA II. COLLECTION DEVELOPMENT</b>	<b>73.59</b>	<b>73.08</b>

<b>Subarea and Objective</b>	<b>Average Percent Correct-Georgia</b>	<b>Average Percent Correct- UWG</b>
1. Demonstrates Understanding Of Selecting, Acquiring, And Maintaining Resources	70.95	72.86
2. Demonstrates Understanding Of Organizing Resources	76.67	73.33

**Media Specialist II Results**

	<b>Average Percent Correct-UWG</b>	<b>Average Percent Correct- Statewide</b>
<b>SUBAREA I. PROGRAM ADMINISTRATION</b>	<b>74.20</b>	<b>72.61</b>
1. Understands The Fundamentals Of Organization, Management, And Evaluation Of Media Programs And Services	69.09	64.55
2. Knows Basic Fiscal, Personnel, Legal, Ethical, And Operational Policies And Procedures	78.89	80.00
<b>SUBAREA II. PROFESSIONAL DEVELOPMENT, LEADERSHIP, AND ADVOCACY</b>	<b>67.78</b>	<b>66.11</b>
1. Knows How To Facilitate Professional Development And Demonstrate Leadership	64.85	61.82
2. Knows How To Be An Advocate For Libraries And Media Centers Within Both School And Community	72.38	72.86
<b>SUBAREA III. INFORMATION ACCESS AND DELIVERY</b>	<b>67.02</b>	<b>64.74</b>
1. Understands The Fundamental Tools And Concepts For Locating And Sharing Resources	69.68	65.71
2. Understands The Fundamental Concepts Related To Using And Validating Online And Other Resources	67.30	63.10
3. Understands The Fundamental Concepts Of Equal Access And Ethical Use Of Information	64.44	66.67