



**PREPARING
EXEMPLARY
PRACTITIONERS** | FIELD-BASED
INQUIRY
PROFESSIONAL
EXCELLENCE
BETTERMENT
OF SOCIETY
Adaptive • Proactive • Decisive • Leading • Reflective • Inquisitive
Knowledgeable • Collaborative • Empathetic • Culturally Sensitive

PROGRAM DATA REPORT

SCHOOL LIBRARY MEDIA M.ED.

THE UNIVERSITY OF WEST GEORGIA

SUMMER AND FALL 2014; SPRING 2015

PREPARED BY

STEPHANIE SIEGEL, ASSESSMENT PROGRAM SPECIALIST

Goals for Improvement: 2014-2015

Directions: Review progress toward 2014-2015 goals using the 2014-2015 data found in this annual report. Complete the table and consider the results of your efforts as you plan for 2015-2016. Record your progress at https://docs.google.com/a/westga.edu/forms/d/1sad6zeDIVqwiP-HF991QZ74ZKAmKlJB8cQrb6TiFxnA/viewform?usp=send_form.

To record 2015-2016 goals, please click here:

https://docs.google.com/a/westga.edu/forms/d/1q5UB5ZfzV3whBqYj3oCFPjPxTj6tiLFNy_FVLmqKpec/viewform?usp=send_form

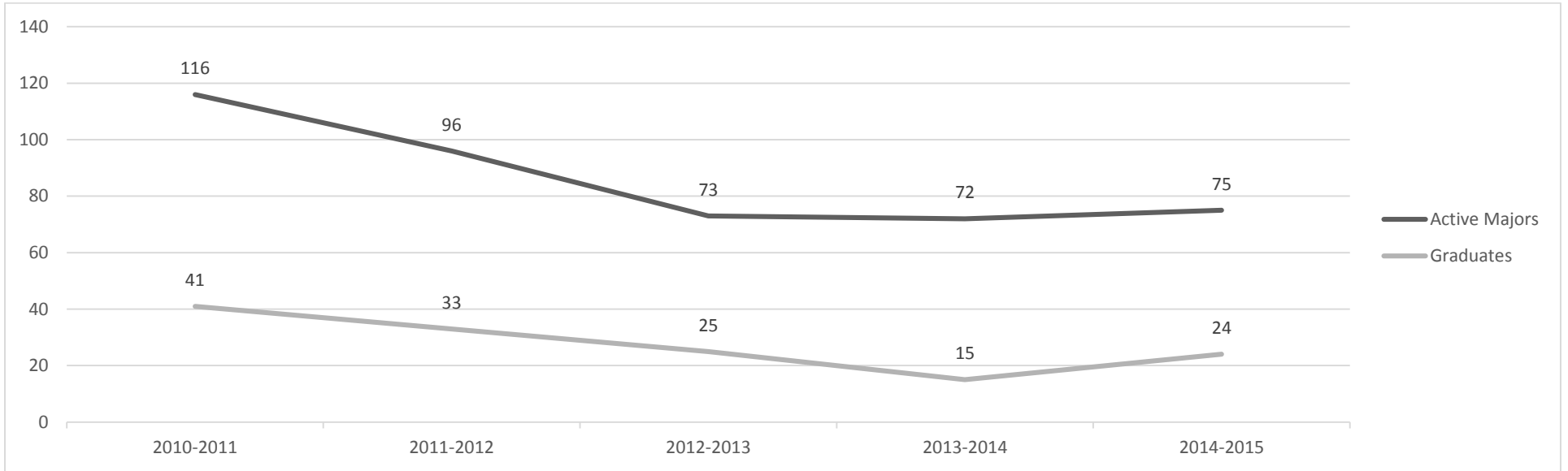
2014-2015 Goals	Progress	Further Action	Data Used to Inform Responses	Strategic Imperative
To better prepare candidates for changes in the field of school library media				Student Success
To enable candidates to be eligible for certification in both school library media and instructional technology areas				Academic Success
To establish a statewide consortium for school library media programs, including representation from University System institutions, k-12 school districts, Department of Education, and the Georgia Library Media Association				Successful Partnerships
Successful implementation of the new school library media M.Ed. (resulting in eligibility for both SLM and IT certifications)				Operational Success

Program Admissions/Production Information

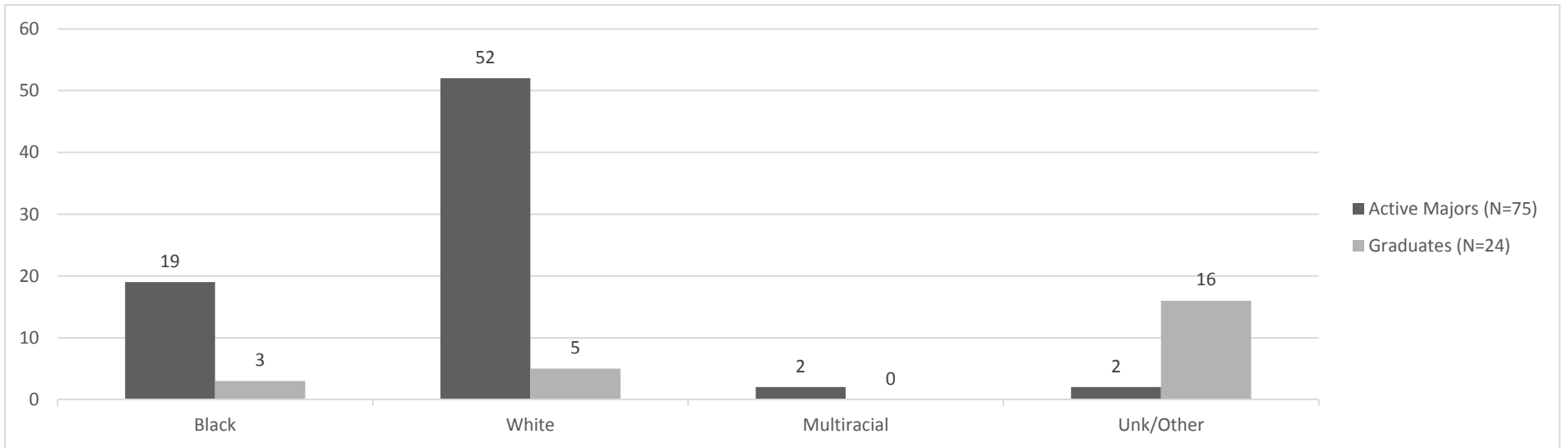
Admissions and Active Majors

Active Majors Admitted 3+ Years Ago (2011-2012 or prior)	Active Majors Admitted 2 Years Ago (2012-2013)	Active Majors Admitted 1 Year Ago (2013-2014)	Current Active Majors 2014-2015	2014-2015 Cohort Admission GPA
8	16	30	75	TBA

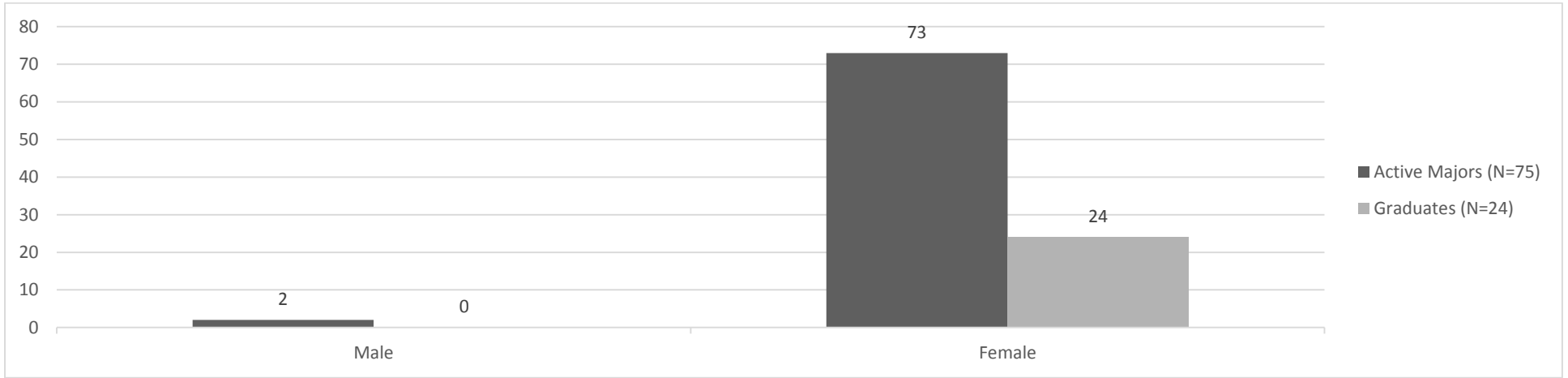
Active Major & Graduate Trend Data



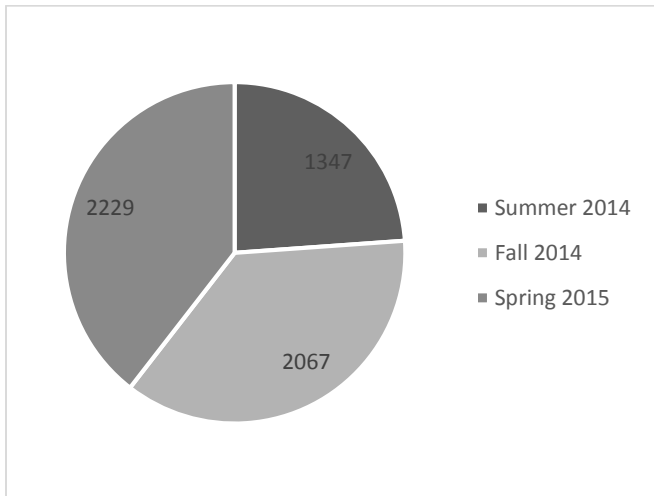
Race: 2014-2015 Active Majors and Graduates



Gender- Active Majors and Graduates



Credit Hour Production- All MEDT Graduate Courses (N=5643)



Progression to Graduation Data

	% Graduated in 2 Years	% Graduated in 3-4 Years	No Graduation: Still Enrolled	No Graduation: No Longer Active	Graduated with Diff Major
Summer 2010 Cohort (N=5)	20%	40%	0	20%	20%
	% Graduated in 2 Years or less	% Graduated in 3-4 Years	No Graduation: Still Enrolled	No Graduation: No Longer Active	Graduated with Diff Major
Fall 2012 Cohort (N=7)	14%	57%	14%	14%	0
	% Graduated in 2 Years or less	% Graduated in 3-4 Years	No Graduation: Still Enrolled	No Graduation: No Longer Active	Graduated with Diff Major
Fall 2013 Cohort (N=16)	0	25%	56%	19%	

Admission Cohort Race/Gender

Cohort	Male	Female	Black	White	Multiracial	Unknown or Other Race
Summer 2010	1	4	0	4	0	1
Fall 2012	0	7	0	3	0	4
Fall 2013	0	16	1	5	0	10

Learning Outcome Report

Mean scores are reported for each assessment used for each specified criterion.

MEDT 6463 (SLM) M.Ed. AASL Competency Rubric 6463				
➤ Outcome 2 Candidates develop, implement, and evaluate learning opportunities for all students				
	2011-2012 (N=48)	2012-2013 (N=43)	2013-2014 (N=43)	2014-2015 (N=25)
Teaching and Learning	2.67	2.6	2.6	2.52
Literacy and Reading	2.65	2.58	2.58	2.52
Information and Knowledge	2.6	2.56	2.56	2.32
Advocacy and Leadership	2.44	2.42	2.42	2.32
Program Management and Administration	2.4	2.37	2.37	2.20

MEDT 6463 (SLM) M.Ed. Dispositions Rubric				
➤ Outcome 3 Candidates demonstrate professional dispositions and ethics				
	2011-2012 (N=47)	2012-2013 (N=43)	2013-2014 (N=43)	2014-2015 (N=23)
Professionalism: Punctuality	3.23	3.26	3.26	3.26
Professionalism: Preparation	2.94	2.91	2.91	2.87
Professionalism: Professional Demeanor	3.15	3.12	3.12	3.13
Professionalism: Responsive & Adaptive	3.11	3.09	3.09	3.26
Professionalism: Ethical & Honest	2.89	2.88	2.88	2.78
Communication: Verbal Communication	2.87	2.86	2.86	2.83
Communication: Written Communication	2.98	3	3	2.96
Belief that All Can Learn:	3	3	3	2.95
Fairness: Equity in All Settings	3.02	3.02	3.02	3.04
Collaboration: Interactions with Others	2.89	2.88	2.88	2.83

MEDT 7478 (SLM) M.Ed. AASL Competency Rubric				
➤ Outcome 2 Candidates develop, implement, and evaluate learning opportunities for all students				
	2011-2012 (N=31)	2012-2013 (N=31)	2013-2014 (N=31)	2014-2015 (N=11)
Teaching and Learning	3.48	3.48	3.48	3.45
Literacy and Reading	3.52	3.52	3.52	3.64
Information and Knowledge	3.52	3.52	3.52	3.55
Advocacy and Leadership	3.48	3.48	3.48	3.45
Program Management and Administration	3.39	3.39	3.39	3.36

MEDT 7478 (SLM) M.Ed. Disposition Rubric				
➤ Outcome 3 Candidates demonstrate professional dispositions and ethics				
	2011-2012 (N=30)	2012-2013 (N=30)	2013-2014 (N=30)	2014-2015 (N=24)
Professionalism: Punctuality	3.6	3.6	3.6	3.52
Professionalism: Preparation	3.2	3.2	3.2	3.25
Professionalism: Professional Demeanor	3.77	3.77	3.77	3.63
Professionalism: Responsive and Adaptive	3.6	3.6	3.6	3.52
	2011-2012 (N=30)	2012-2013 (N=30)	2013-2014 (N=30)	2014-2015 (N=24)
Professionalism: Ethical and Honest	3.55	3.55	3.55	3.54
Communication: Verbal Communication	3.38	3.38	3.38	3.54
Communication: Written Communication	3.47	3.47	3.47	3.50
Belief that All can Learn: Respects Individual Differences	3.63	3.63	3.63	3.67
Fairness: Equity in All Settings	3.67	3.67	3.67	3.50
Collaboration: Interactions with Others	3.47	3.47	3.47	3.33

MEDT SLM Impact on Learning Rubric-Portfolio Use			
➤ Outcome 2 Candidates develop, implement, and evaluate learning opportunities for all students			
	2012-2013 (N=25)	2013-2014 (N=0)	2014-2015 (N=22)
Design for Instruction and Assessment	3.64	No Data	3.68
Analysis of Student Learning	3.62		3.64
Reflection on Student Learning	3.62		3.73

MEDT SLM M.Ed. Roles/Exit Presentation Rubric-Portfolios			
<ul style="list-style-type: none"> ➤ Outcome 1 Candidates demonstrate content, pedagogical, and professional knowledge and skills ➤ Outcome 2 Candidates develop, implement, and evaluate learning opportunities for all students ➤ Outcome 3 Candidates demonstrate professional dispositions and ethics ➤ Outcome 4 Candidates demonstrate ability to serve needs of diverse populations including special needs 			
	2012-2013 (N=27)	2013-2014 (N=0)	2014-2015 (N=21)
Candidates demonstrate content, pedagogical, and professional knowledge and skills	3.48	No Data	3.57
Candidates develop, implement, and evaluate learning opportunities for all students	3.37		3.57
Candidates demonstrate professional dispositions and ethics	3.37		3.57
Candidates demonstrate ability to serve needs of diverse populations including special needs	3.44		3.62

GACE Content Test Results

GACE Pass Rates

Test	Number Tested	Number Passed	Percent Passed
Media Specialist-I	28	28	100%
Media Specialist -II	27	26	96%

Media Specialist I Results

Average Percent Correct-Georgia	Average Percent Correct- UWG	Subarea and Objective
65.88	68.49	SUBAREA I. LEARNING AND TEACHING
68.57	71.94	1. Demonstrates Knowledge Of Children's And Young Adult Literature
55.87	58.44	2. Understands Fundamentals Of Curriculum Development And Collaboration In Media And Information Literacy
73.93	75.40	3. Understands The Fundamentals Of Instructional Design For All Learners
68.28	72.53	SUBAREA II. COLLECTION DEVELOPMENT

Average Percent Correct-Georgia	Average Percent Correct- UWG	Subarea and Objective
66.32	70.41	1. Demonstrates Understanding Of Selecting, Acquiring, And Maintaining Resources
70.58	75.00	2. Demonstrates Understanding Of Organizing Resources

Media Specialist II Results

Average Percent Correct-UWG	Average Percent Correct- Statewide	Subarea and Objective
70.63	72.30	SUBAREA I. PROGRAM ADMINISTRATION
67.00	68.01	1. Understands The Fundamentals Of Organization, Management, And Evaluation Of Media Programs And Services
73.95	76.23	2. Knows Basic Fiscal, Personnel, Legal, Ethical, And Operational Policies And Procedures
63.08	66.67	SUBAREA II. PROFESSIONAL DEVELOPMENT, LEADERSHIP, AND ADVOCACY
58.84	62.29	1. Knows How To Facilitate Professional Development And Demonstrate Leadership
69.74	73.54	2. Knows How To Be An Advocate For Libraries And Media Centers Within Both School And Community
69.25	69.98	SUBAREA III. INFORMATION ACCESS AND DELIVERY
70.81	71.96	1. Understands The Fundamental Tools And Concepts For Locating And Sharing Resources
70.51	70.55	2. Understands The Fundamental Concepts Related To Using And Validating Online And Other Resources
66.54	67.90	3. Understands The Fundamental Concepts Of Equal Access And Ethical Use Of Information