



College of Education

DATA REPORT 2011

Political Science

This document contains aggregated candidate data collected at admission, clinical experience, and completion as well as program level on key quantitative variables. The intended uses of these data include identifying areas of strength, areas for improvement, indicators of progress, and as an aid for annual planning.

UNIVERSITY OF WEST GEORGIA

6/23/11



DATA REPORT 2011

POLITICAL SCIENCE

SECTION I: PROGRAM DATA

Political Science: List of Assessments

SECTION II: CANDIDATE DATA

ADMISSION

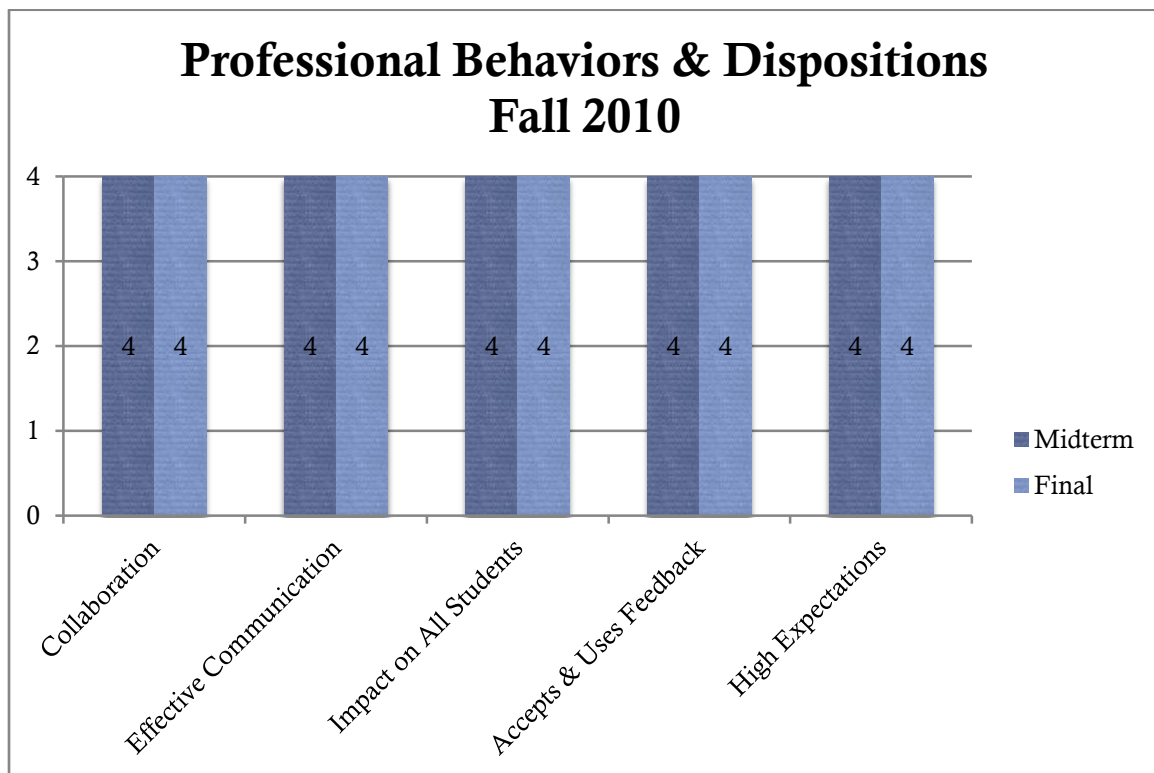
Entry GPA

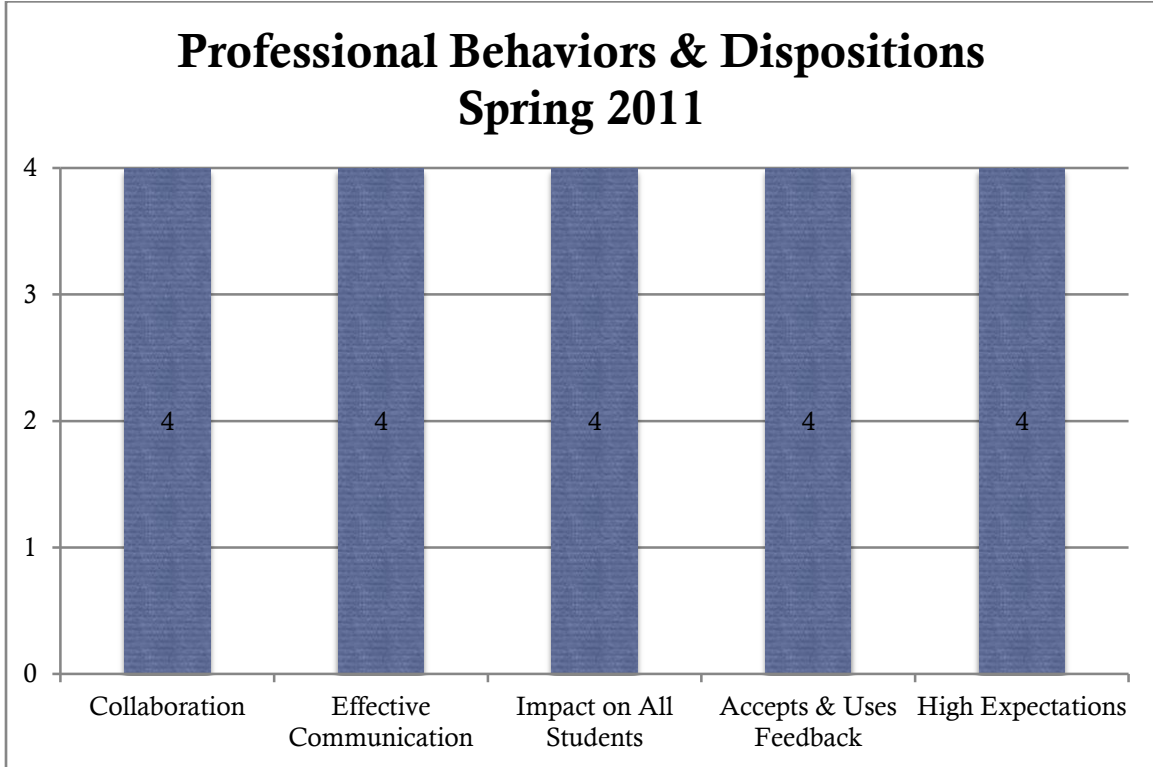
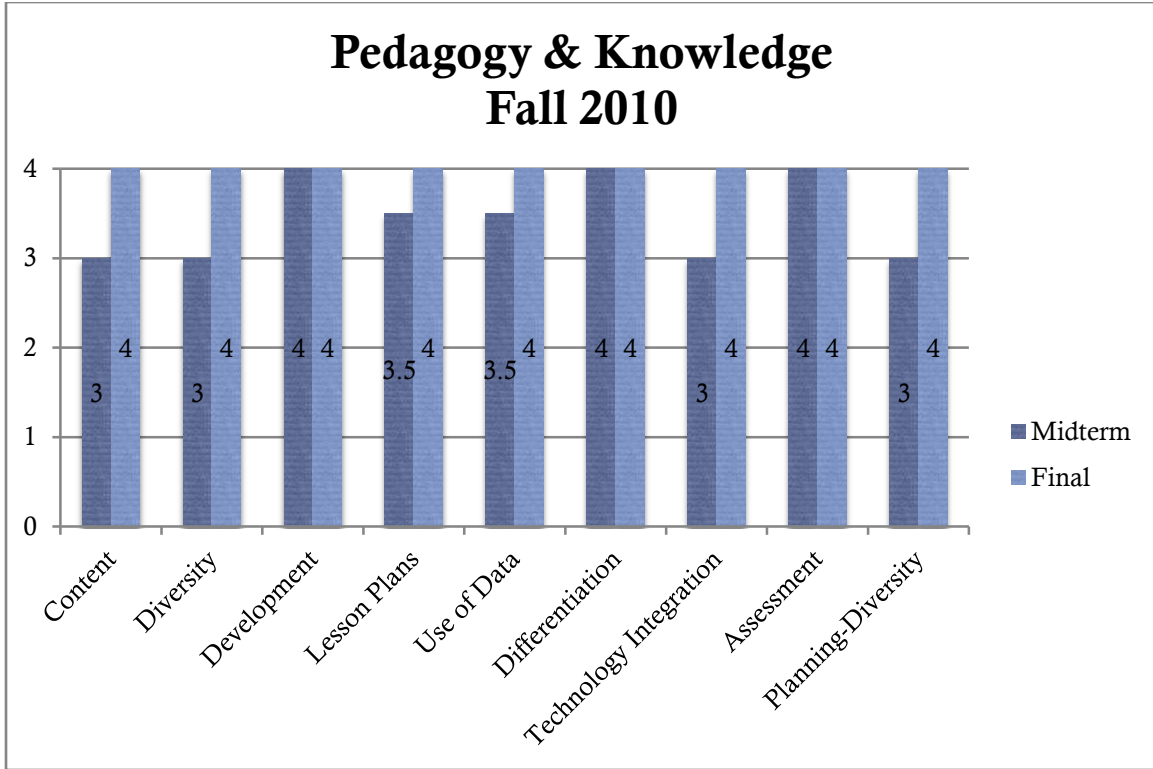
Program	2009	2010
Initial Certification	N/A	N/A
Advanced Degree	N/A	N/A

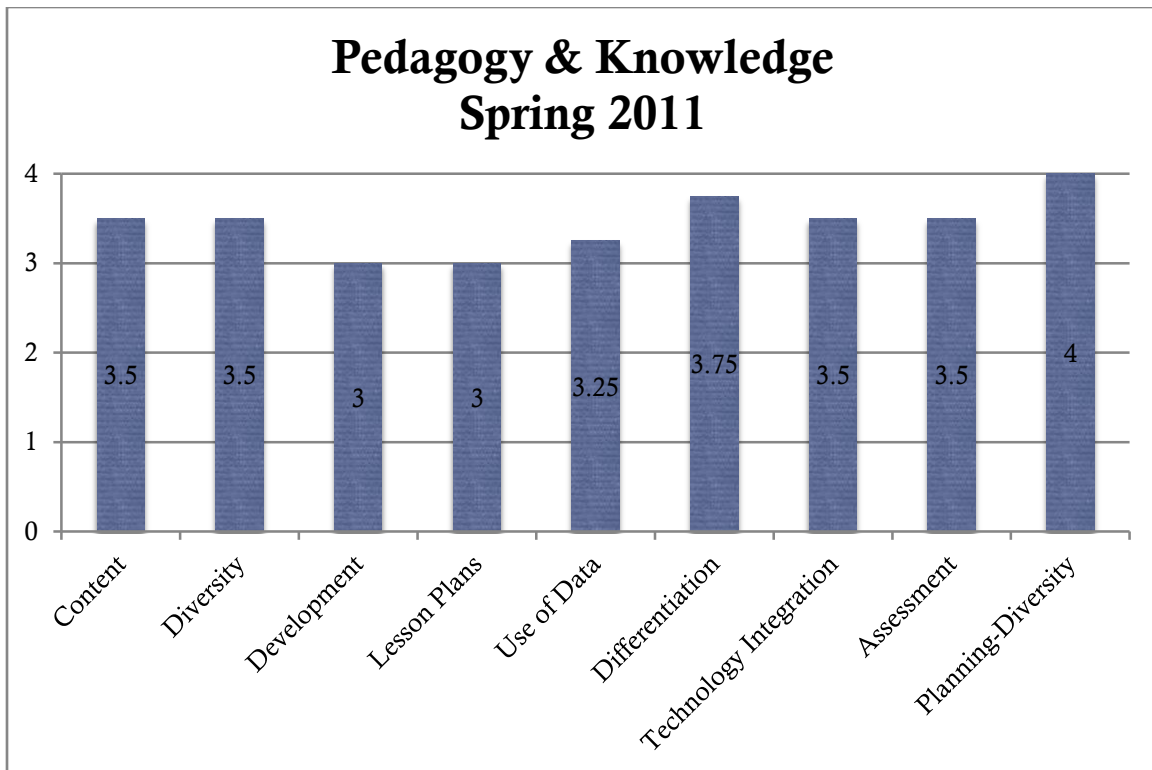
CLINICAL EXPERIENCES

TEFEE Results: Initial Certification

Semester	Required Professional Behaviors	Professional Behaviors & Dispositions	Pedagogy & Knowledge	Management
Fall 2010	3.92	4.00	3.77	3.90
Spring 2011	4.00	4.00	3.42	3.70







EXIT (GACE CONTENT)

The results reported here are for GACE Content Tests I and II. Results reported are all from takers who identified themselves as seniors at The University of West Georgia between 2006 and the present.

PASS RATES

Program Year	TEST 1			Pass Rate - GA	# Takers - GA	# Pass - GA
	Pass Rate - UWG.	# Takers - UWG.	# Pass - UWG.			
All Selections	-	7	Low N	86%	148	127
2006-2007	-	3	Low N	88%	32	28
2007-2008	-	0	Low N	82%	34	28
2008-2009	-	3	Low N	84%	38	32
2009-2010	-	0	Low N	84%	25	21
Program YTD	-	1	Low N	95%	19	18

	TEST 2					
Program Year	Pass Rate - UWG.	# Takers - UWG.	# Pass - UWG.	Pass Rate - State	# Takers - State	# Pass - State
All Selections	-	7	Low N	82%	146	119
2006-2007	-	3	Low N	75%	32	24
2007-2008	-	0	Low N	88%	34	30
2008-2009	-	3	Low N	86%	37	32
2009-2010	-	0	Low N	76%	25	19
Program YTD	-	1	Low N	78%	18	14

OBJECTIVES SUMMARY

Test	Subarea #	Objective Type	Objective Name	# of Takers - UWG	Objective Score - UWG	# of Takers - GA	Objective Score - GA
Test I	1	M/C	Understand important political science concepts, terms, and perspectives.	7	N/A	144	72%
Test I	1	M/C	Understand social science skills used to locate, analyze, and synthesize information related to political science topics.	7	N/A	144	66%
Test I	2	M/C	Understand the political philosophies that shaped the development of U.S. constitutional government.	7	N/A	144	62%
Test I	2	M/C	Understand the system of government created by the U.S. Constitution.	7	N/A	144	78%
Test I	3	M/C	Understand the organization, powers, and operation of the executive branch of the U.S. federal government.	7	N/A	144	72%
Test I	3	M/C	Understand the organization, powers, and operation of the judicial branch of the U.S. federal government.	7	N/A	144	54%
Test I	3	M/C	Understand the organization, powers, and operation of the legislative branch of the U.S. federal government.	7	N/A	144	75%
Test	Subarea #	Objective Type	Objective Name	# of Takers - UWG	Objective Score - UWG	# of Takers - GA	Objective Score - GA
Test II	1	M/C	Understand major features of the Georgia state constitution and state and local government in Georgia.	7	N/A	139	62%

Test II	1	M/C	Understand the roles of state and local governments in a federal system of government.	7	N/A	139	62%
Test II	2	M/C	Understand the organization and role of political parties and the election process in the United States.	7	N/A	139	74%
Test II	2	M/C	Understand the rights and responsibilities of U.S. citizenship and the operation of the criminal justice process.	7	N/A	139	73%
Test II	3	M/C	Understand historical and contemporary forms of government.	7	N/A	139	60%
Test II	3	M/C	Understand international relations and the formation and execution of U.S. foreign policy.	7	N/A	139	63%