



**PREPARING  
EXEMPLARY  
PRACTITIONERS** | FIELD-BASED  
INQUIRY  
PROFESSIONAL  
EXCELLENCE  
BETTERMENT  
OF SOCIETY  
Adaptive • Proactive • Decisive • Leading • Reflective • Inquisitive  
Knowledgeable • Collaborative • Empathetic • Culturally Sensitive

## PROGRAM DATA REPORT

### *SCHOOL LIBRARY MEDIA M.ED.*

THE UNIVERSITY OF WEST GEORGIA

SUMMER AND FALL 2013; SPRING 2014

PREPARED BY

STEPHANIE SIEGEL, ASSESSMENT PROGRAM SPECIALIST

# Program Admissions/Production Information

---

## Admissions and Active Majors\*

Active Majors Admitted 3+ Years Ago (2010-2011 or prior)	Active Majors Admitted 2 Years Ago (2011-2012)	Active Majors Admitted 1 Year Ago (2012-2013)	Current Active Majors 2013-2014
3	14	19	71

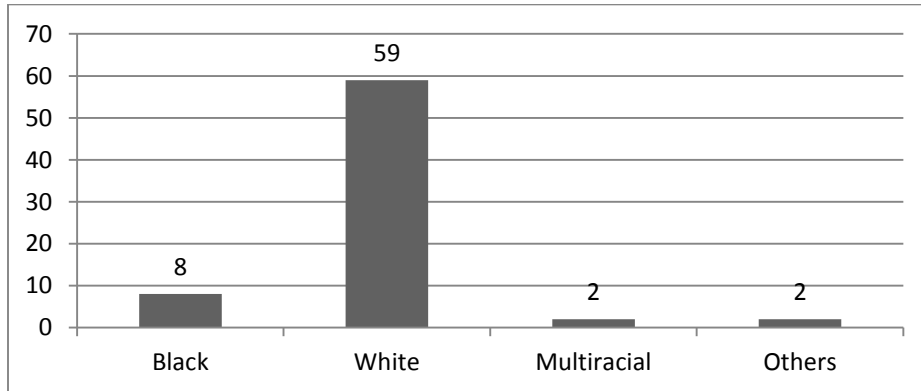
\*Banner Report ED2505

## Completers\*

2011-2012	2012-2013	2013-2014
33	25	15

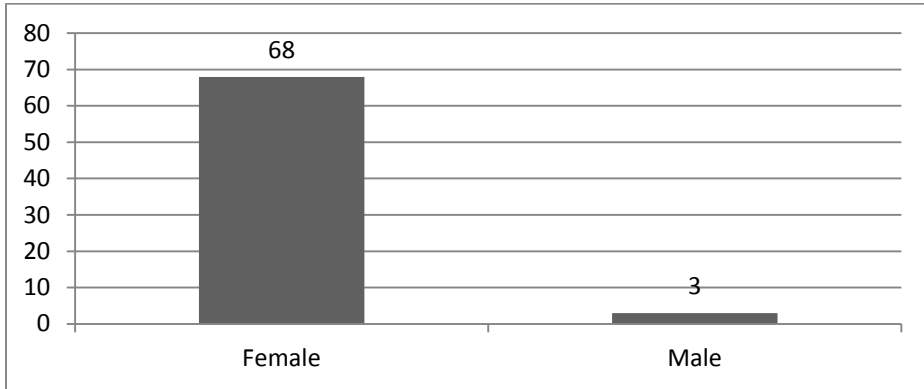
\* Banner Report ED2650

## Race-Active Majors (N=71)



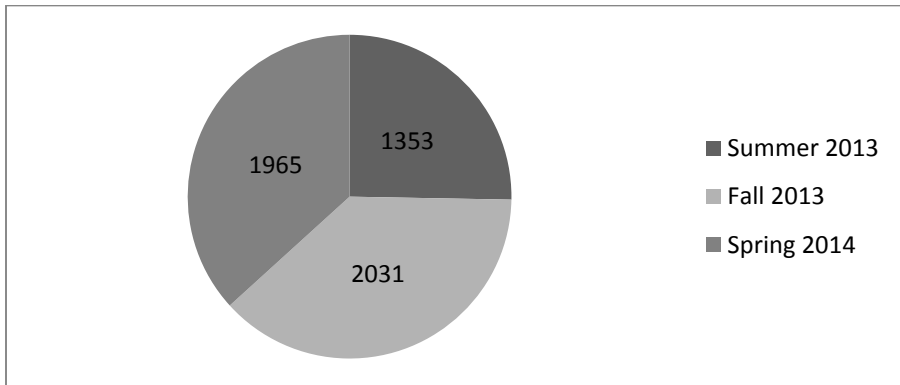
\* Banner Report ED2505

**Gender-Active Majors (N=71)**



\*Banner Report 2505

**Credit Hour Production- All MEDT Graduate Courses (N=5349)**



\* Banner Report ED2270

# Assessment Results

## Learning Outcomes Report\*

<b>MEDT 6463 (SLM) M.Ed. AASL Competency Rubric 6463</b>			
➤ Outcome 2 Candidates develop, implement, and evaluate learning opportunities for all students			
	<b>2011-2012 (N=48)</b>	<b>2012-2013 (N=43)</b>	<b>2013-2014 (N=43)</b>
Teaching and Learning	2.67	2.6	2.6
Literacy and Reading	2.65	2.58	2.58
Information and Knowledge	2.6	2.56	2.56
Advocacy and Leadership	2.44	2.42	2.42
Program Management and Administration	2.4	2.37	2.37

<b>MEDT 7478 (SLM) M.Ed. AASL Competency Rubric</b>			
➤ Outcome 2 Candidates develop, implement, and evaluate learning opportunities for all students			
	<b>2011-2012 (N=31)</b>	<b>2012-2013 (N=31)</b>	<b>2013-2014 (N=31)</b>
Teaching and Learning	3.48	3.48	3.48
Literacy and Reading	3.52	3.52	3.52
Information and Knowledge	3.52	3.52	3.52
Advocacy and Leadership	3.48	3.48	3.48
Program Management and Administration	3.39	3.39	3.39

<b>MEDT 6463 (SLM) M.Ed. Dispositions Rubric</b>			
➤ Outcome 3 Candidates demonstrate professional dispositions and ethics			
	<b>2011-2012 (N=47)</b>	<b>2012-2013 (N=43)</b>	<b>2013-2014 (N=43)</b>
Professionalism: Punctuality	3.23	3.26	3.26
Professionalism: Preparation	2.94	2.91	2.91
Professionalism: Professional Demeanor	3.15	3.12	3.12

Professionalism: Responsive & Adaptive	3.11	3.09	3.09
Professionalism: Ethical & Honest	2.89	2.88	2.88
Communication: Verbal Communication	2.87	2.86	2.86
Communication: Written Communication	2.98	3	3
Belief that All Can Learn:	3	3	3
Fairness: Equity in All Settings	3.02	3.02	3.02
Collaboration: Interactions with Others	2.89	2.88	2.88

<b>MEDT 7478 (SLM) M.Ed. Disposition Rubric</b>			
➤ Outcome 3 Candidates demonstrate professional dispositions and ethics			
	<b>2011-2012 (N=30)</b>	<b>2012-2013 (N=30)</b>	<b>2013-2014 (N=30)</b>
Professionalism: Punctuality	3.6	3.6	3.6
Professionalism: Preparation	3.2	3.2	3.2
Professionalism: Professional Demeanor	3.77	3.77	3.77
Professionalism: Responsive and Adaptive	3.6	3.6	3.6
Professionalism: Ethical and Honest	3.55	3.55	3.55
Communication: Verbal Communication	3.38	3.38	3.38
Communication: Written Communication	3.47	3.47	3.47
Belief that All can Learn: Respects Individual Differences	3.63	3.63	3.63
Fairness: Equity in All Settings	3.67	3.67	3.67
Collaboration: Interactions with Others	3.47	3.47	3.47

<b>MEDT SLM Impact on Learning Rubric-Portfolio Use</b>	
➤ Outcome 2 Candidates develop, implement, and evaluate learning opportunities for all students	
	<b>2012-2013 (N=25)</b>
Design for Instruction and Assessment	3.64
Analysis of Student Learning	3.62
Reflection on Student Learning	3.62
Total/Percentage	

<b>MEDT SLM M.Ed. Roles/Exit Presentation Rubric-Portfolios</b>	
<ul style="list-style-type: none"> <li>➤ Outcome 1 Candidates demonstrate content, pedagogical, and professional knowledge and skills</li> <li>➤ Outcome 2 Candidates develop, implement, and evaluate learning opportunities for all students</li> <li>➤ Outcome 3 Candidates demonstrate professional dispositions and ethics</li> <li>➤ Outcome 4 Candidates demonstrate ability to serve needs of diverse populations including special needs</li> </ul>	
	<b>2012-2013 (N=27)</b>
Candidates demonstrate content, pedagogical, and professional knowledge and skills	3.48
Candidates develop, implement, and evaluate learning opportunities for all students	3.37
Candidates demonstrate professional dispositions and ethics	3.37
Candidates demonstrate ability to serve needs of diverse populations including special needs	3.44
Total/Percentage	

\*Tk20 Report: West Georgia COE Standards Report

## GACE Content Test Results

### GACE Pass Rates

Test	Number Tested	Number Passed	Percent Passed
Media Specialist-I	13	13	100%
Media Specialist -II	13	13	100%

\* ETS Data Manager: Test Level Pass Rates

### Media Specialist I Results\*

Average Percent Correct-UWG	Average Percent Correct- Statewide	Subarea and Objective
<b>72.44</b>	<b>73.21</b>	<b>SUBAREA I. LEARNING AND TEACHING</b>
68.68	70.66	1. Demonstrates Knowledge Of Children's And Young Adult Literature
63.64	64.61	2. Understands Fundamentals Of Curriculum Development And Collaboration In Media And Information Literacy
86.01	85.06	3. Understands The Fundamentals

Average Percent Correct-UWG	Average Percent Correct- Statewide	Subarea and Objective
		Of Instructional Design For All Learners
<b>70.83</b>	<b>69.94</b>	<b>SUBAREA II. COLLECTION DEVELOPMENT</b>
67.31	69.64	1. Demonstrates Understanding Of Selecting, Acquiring, And Maintaining Resources
74.36	70.24	2. Demonstrates Understanding Of Organizing Resources

\* Test Level Summary Statistics - Expanded

**Media Specialist II Results\***

Average Percent Correct-UWG	Average Percent Correct- Statewide	Subarea and Objective
<b>70.83</b>	<b>72.17</b>	<b>SUBAREA I. PROGRAM ADMINISTRATION</b>
71.33	73.05	1. Understands The Fundamentals Of Organization, Management, And Evaluation Of Media Programs And Services
70.41	71.43	2. Knows Basic Fiscal, Personnel, Legal, Ethical, And Operational Policies And Procedures
<b>60.26</b>	<b>62.30</b>	<b>SUBAREA II. PROFESSIONAL DEVELOPMENT, LEADERSHIP, AND ADVOCACY</b>
59.23	56.79	1. Knows How To Facilitate Professional Development And Demonstrate Leadership
61.54	69.20	2. Knows How To Be An Advocate For Libraries And Media Centers Within Both School And Community
<b>66.67</b>	<b>66.27</b>	<b>SUBAREA III. INFORMATION ACCESS AND DELIVERY</b>
67.03	67.35	1. Understands The Fundamental

Average Percent Correct-UWG	Average Percent Correct- Statewide	Subarea and Objective
		Tools And Concepts For Locating And Sharing Resources
61.54		2. Understands The Fundamental Concepts Related To Using And Validating Online And Other Resources
72.31		3. Understands The Fundamental Concepts Of Equal Access And Ethical Use Of Information

\* Test Level Summary Statistics - Expanded