



**PREPARING
EXEMPLARY
PRACTITIONERS** | FIELD-BASED
INQUIRY
PROFESSIONAL
EXCELLENCE
BETTERMENT
OF SOCIETY
Adaptive • Proactive • Decisive • Leading • Reflective • Inquisitive
Knowledgeable • Collaborative • Empathetic • Culturally Sensitive

PROGRAM DATA REPORT

SCHOOL LIBRARY MEDIA CERT-ONLY

THE UNIVERSITY OF WEST GEORGIA

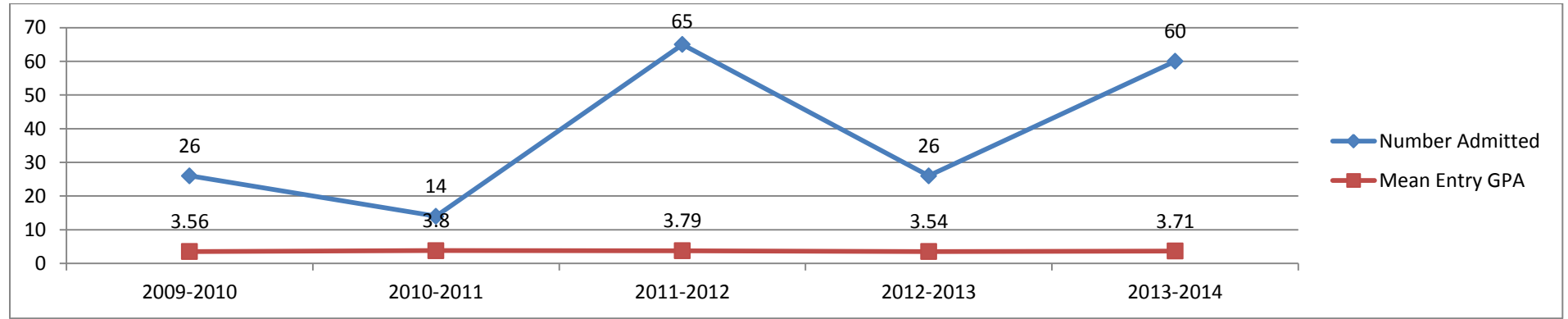
SUMMER AND FALL 2013; SPRING 2014

PREPARED BY

STEPHANIE SIEGEL, ASSESSMENT PROGRAM SPECIALIST

Program Admissions/Production Information

Admission Trends*



*PAAR and Grad Studies Spreadsheet

Progression to Graduation*

The difference in admission numbers between this table and the above graph is due to deferment, change of program, or other factors.

| Active Majors Admitted 3+ Years Ago (2010-2011 or prior) | Active Majors Admitted 2 Years Ago (2011-2012) | Active Majors Admitted 1 Year Ago (2012-2013) | Active Majors Admitted 2013-2014 | Current Active Majors 2013-2014 |
|--|--|---|----------------------------------|---------------------------------|
| 9 | 10 | 20 | 50 | 89 |

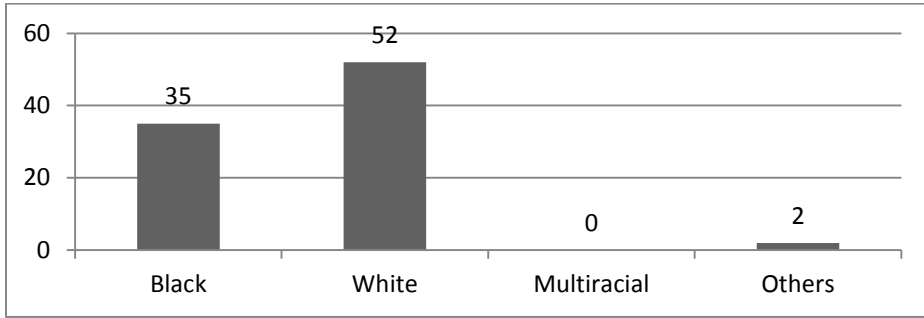
*Banner Report ED2505

Completers*

| 2011-2012 | 2012-2013 | 2013-2014 |
|-----------|-----------|-----------|
| 13 | 24 | 39 |

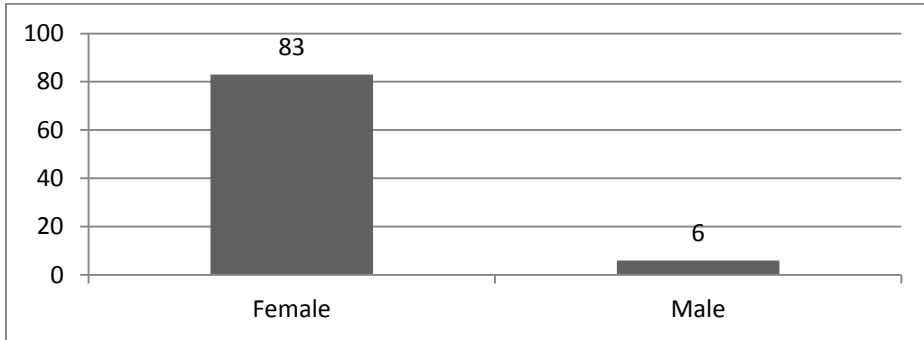
* Banner Report ED2465

Race-Active Majors (N=89)*



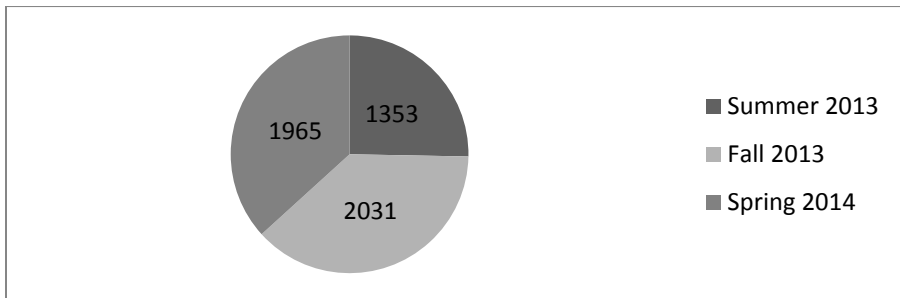
* Banner Report ED2505

Gender-Active Majors (N=89)*



*Banner Report 2505

Credit Hour Production- All MEDT Graduate Courses (N=5349)*

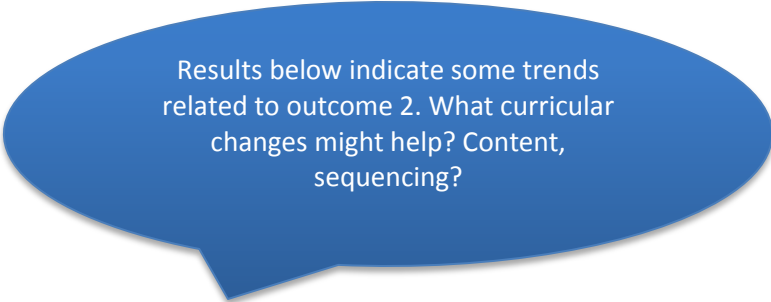


* Banner Report ED2270

Assessment Results

Learning Outcomes Report*

Mean scores are reported for each assessment used for each specified criterion.



| AASL Competency Rubric 6463 assessed in the M.Ed./Non-Degree Portfolio | | | |
|---|-------------------------|-------------------------|--|
| ➤ Outcome 2 Candidates develop, implement, and evaluate learning opportunities for all students | | | |
| Rubric Criteria | 2011-2012 (N=36) | 2012-2013 (N=28) | 2013-2014 (N=36) *Completers Only |
| Teaching and Learning | 2.89 | 2.89 | 2.83 |
| Literacy and Reading | 2.89 | 2.86 | 2.81 |
| Information and Knowledge | 2.72 | 2.68 | 2.72 |
| Advocacy and Leadership | 2.78 | 2.75 | 2.61 |
| Program Management and Administration | 2.69 | 2.68 | 2.61 |

| AASL Competency Rubric 7478 assessed in the M.Ed./Non-Degree Portfolio | | | |
|---|-------------------------|-------------------------|--|
| ➤ Outcome 2 Candidates develop, implement, and evaluate learning opportunities for all students | | | |
| Rubric Criteria | 2011-2012 (N=33) | 2012-2013 (N=27) | 2013-2014 (N=36) *Completers Only |
| Teaching and Learning | 3.45 | 3.52 | 3.53 |
| Literacy and Reading | 3.55 | 3.56 | 3.67 |
| Information and Knowledge | 3.41 | 3.46 | 3.53 |
| Advocacy and Leadership | 3.42 | 3.48 | 3.50 |
| Program Management and Administration | 3.42 | 3.41 | 3.44 |

| Dispositions Rubric 6463 assessed in the M.Ed./Non-Degree Portfolio | | | |
|--|-------------------------|-------------------------|--|
| ➤ Outcome 3 Candidates demonstrate professional dispositions and ethics | | | |
| Rubric Criteria | 2011-2012 (N=35) | 2012-2013 (N=28) | 2013-2014 (N=36) *Completers Only |
| Professionalism: Punctuality | 3.26 | 3.29 | 3.28 |
| Professionalism: Preparation | 3.03 | 3.04 | 3.03 |
| Professionalism: Professional Demeanor | 3.29 | 3.14 | 3.33 |
| Professionalism: Responsive & Adaptive | 3.23 | 3.14 | 3.25 |
| Professionalism: Ethical & Honest | 3.17 | 3.18 | 3.19 |
| Communication: Verbal Communication | 3.06 | 3.04 | 3.00 |
| Communication: Written Communication | 3.09 | 3.11 | 3.11 |
| Belief that All Can Learn: | 3.20 | 3.14 | 3.39 |
| Fairness: Equity in All Settings | 3.17 | 3.14 | 3.28 |
| Collaboration: Interactions with Others | 3.0 | 3.0 | 2.97 |

| Disposition Rubric 7478 assessed in the M.Ed./Non-Degree Portfolio | | | |
|---|-------------------------|-------------------------|--|
| ➤ Outcome 3 Candidates demonstrate professional dispositions and ethics | | | |
| Rubric Criteria | 2011-2012 (N=33) | 2012-2013 (N=27) | 2013-2014 (N=36) *Completers Only |
| Professionalism: Punctuality | 3.53 | 3.56 | 3.53 |
| Professionalism: Preparation | 3.36 | 3.48 | 3.42 |
| Professionalism: Professional Demeanor | 3.67 | 3.70 | 3.75 |
| Professionalism: Responsive and Adaptive | 3.59 | 3.62 | 3.58 |
| Professionalism: Ethical and Honest | 3.48 | 3.56 | 3.58 |
| Communication: Verbal Communication | 3.42 | 3.44 | 3.53 |
| Communication: Written Communication | 3.52 | 3.59 | 3.44 |
| Belief that All can Learn: Respects Individual Differences | 3.59 | 3.62 | 3.69 |
| Fairness: Equity in All Settings | 3.45 | 3.48 | 3.56 |
| Collaboration: Interactions with Others | 3.58 | 3.63 | 3.58 |

| Impact on Learning Rubric assessed in the M.Ed./Non-Degree Portfolio | | |
|---|-------------------------|--|
| ➤ Outcome 2 Candidates develop, implement, and evaluate learning opportunities for all students | | |
| Rubric Criteria | 2012-2013 (N=23) | 2013-2014 (N=38) *Completers Only |
| Design for Instruction and Assessment | 3.70 | 3.76 |
| Analysis of Student Learning | 3.61 | 3.61 |
| Reflection on Student Learning | 3.61 | 3.68 |

| Roles/Exit Presentation Rubric-Portfolios assessed in the M.Ed./Non-Degree Portfolio | | |
|--|-------------------------|--|
| ➤ Outcome 1 Candidates demonstrate content, pedagogical, and professional knowledge and skills | | |
| ➤ Outcome 2 Candidates develop, implement, and evaluate learning opportunities for all students | | |
| ➤ Outcome 3 Candidates demonstrate professional dispositions and ethics | | |
| ➤ Outcome 4 Candidates demonstrate ability to serve needs of diverse populations including special needs | | |
| Rubric Criteria | 2012-2013 (N=25) | 2013-2014 (N=35) *Completers Only |
| Candidates demonstrate content, pedagogical, and professional knowledge and skills | 3.72 | 3.83 |
| Candidates develop, implement, and evaluate learning opportunities for all students | 3.56 | 3.54 |
| Candidates demonstrate professional dispositions and ethics | 3.52 | 3.46 |
| Candidates demonstrate ability to serve needs of diverse populations including special needs | 3.64 | 3.80 |

| Volunteer Experience Rubric assessed in the M.Ed./Non-Degree Portfolio | |
|--|--|
| ➤ Outcome 4 Candidates demonstrate ability to serve needs of diverse populations including special needs | |
| Rubric Criteria | 2013-2014 (N=36) *Completers Only |
| Reflection | 3.80 |
| Activities Checklist | 3.42 |
| School Data Forms | 3.74 |

*Tk20 Report: West Georgia COE Standards Report

GACE Content Test Results

GACE Pass Rates*

| Test | Number Tested | Number Passed | Percent Passed |
|----------------------|---------------|---------------|----------------|
| Media Specialist-I | 11 | 11 | 100% |
| Media Specialist -II | 11 | 10 | 91% |

* ETS Data Manager: Test Level Pass Rates

Media Specialist I Results*

| Average Percent Correct- Statewide | Average Percent Correct-UWG | Subarea and Objective |
|--|-----------------------------|---|
| 74.35 | 73.23 | SUBAREA I. LEARNING AND TEACHING |
| 76.89 | 76.62 | 1. Demonstrates Knowledge Of Children's And Young Adult Literature |
| <div data-bbox="121 699 709 841" style="background-color: #4a7ebb; color: white; padding: 10px; border-radius: 15px; display: inline-block; text-align: center;"> Will the new curriculum course help with this? </div> 62.03 | 61.98 | 2. Understands Fundamentals Of Curriculum Development And Collaboration In Media And Information Literacy |
| 83.42 | 80.17 | 3. Understands The Fundamentals Of Instructional Design For All Learners |
| 68.63 | 68.56 | SUBAREA II. COLLECTION DEVELOPMENT |
| 67.16 | 65.91 | 1. Demonstrates Understanding Of Selecting, Acquiring, And Maintaining Resources |
| 70.10 | 71.21 | 2. Demonstrates Understanding Of Organizing Resources |

* Test Level Summary Statistics - Expanded

Media Specialist II Results*

| Average Percent Correct- Statewide | Average Percent Correct-UWG | Subarea and Objective |
|------------------------------------|-----------------------------|--|
| 71.81 | 69.70 | SUBAREA I. PROGRAM ADMINISTRATION |

| Average Percent Correct- Statewide | Average Percent Correct-UWG | Subarea and Objective |
|------------------------------------|-----------------------------|--|
| 67.91 | 67.77 | 1. Understands The Fundamentals Of Organization, Management, And Evaluation Of Media Programs And Services |
| 75.11 | 71.33 | 2. Knows Basic Fiscal, Personnel, Legal, Ethical, And Operational Policies And Procedures |
| 68.63 | 67.17 | SUBAREA II. PROFESSIONAL DEVELOPMENT, LEADERSHIP, AND ADVOCACY |
| 66.47 | 64.55 | 1. Knows How To Facilitate Professional Development And Demonstrate Leadership |
| 71.32 | 70.45 | 2. Knows How To Be An Advocate For Libraries And Media Centers Within Both School And Community |
| 68.63 | 68.18 | SUBAREA III. INFORMATION ACCESS AND DELIVERY |
| 70.59 | 71.43 | 1. Understands The Fundamental Tools And Concepts For Locating And Sharing Resources |
| 66.67 | 63.64 | 2. Understands The Fundamental Concepts Related To Using And Validating Online And Other Resources |
| 68.24 | 69.09 | 3. Understands The Fundamental Concepts Of Equal Access And Ethical Use Of Information |

* Test Level Summary Statistics - Expanded