



**PREPARING
EXEMPLARY
PRACTITIONERS** | FIELD-BASED
INQUIRY
PROFESSIONAL
EXCELLENCE
BETTERMENT
OF SOCIETY
Adaptive • Proactive • Decisive • Leading • Reflective • Inquisitive
Knowledgeable • Collaborative • Empathetic • Culturally Sensitive

PROGRAM DATA REPORT

SCHOOL LIBRARY MEDIA CERT-ONLY

THE UNIVERSITY OF WEST GEORGIA

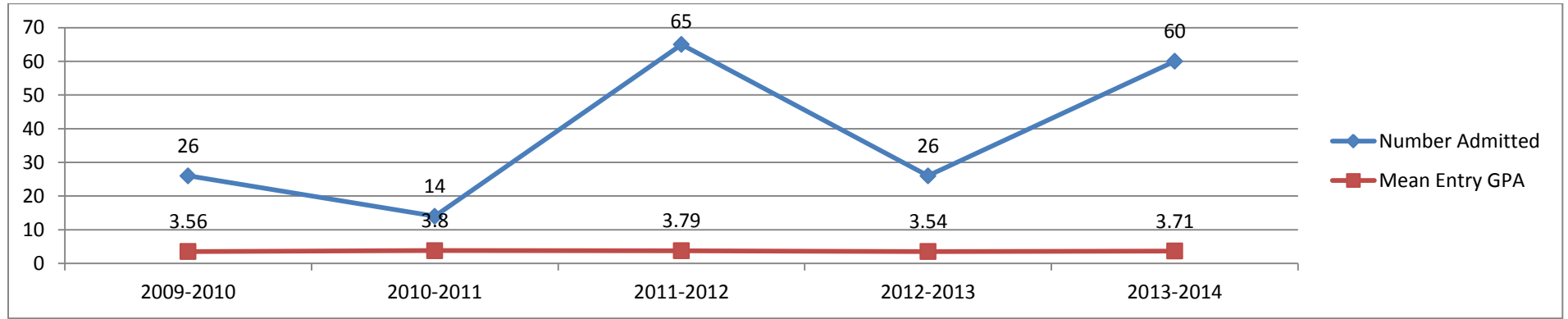
SUMMER AND FALL 2013; SPRING 2014

PREPARED BY

STEPHANIE SIEGEL, ASSESSMENT PROGRAM SPECIALIST

Program Admissions/Production Information

Admission Trends*



*PAAR and Grad Studies Spreadsheet

Progression to Graduation*

The difference in admission numbers between this table and the above graph is due to deferment, change of program, or other factors.

Active Majors Admitted 3+ Years Ago (2010-2011 or prior)	Active Majors Admitted 2 Years Ago (2011-2012)	Active Majors Admitted 1 Year Ago (2012-2013)	Active Majors Admitted 2013-2014	Current Active Majors 2013-2014
9	10	20	50	89

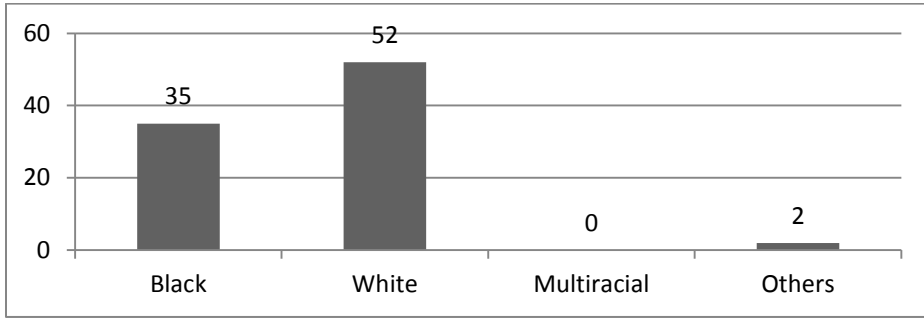
*Banner Report ED2505

Completers*

2011-2012	2012-2013	2013-2014
13	24	39

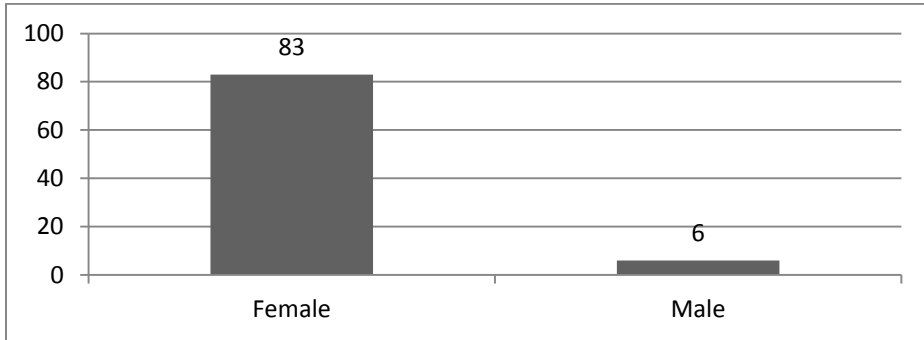
* Banner Report ED2465

Race-Active Majors (N=89)*



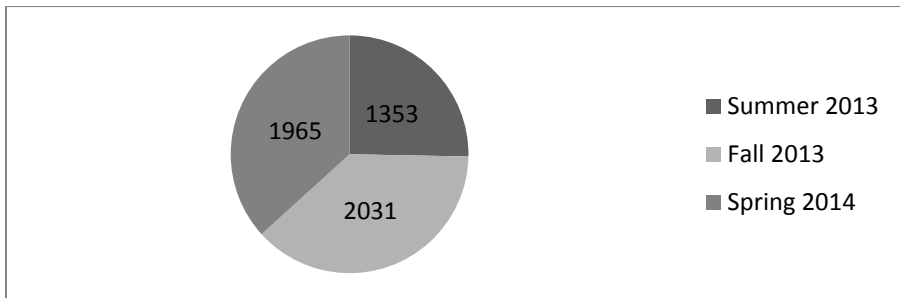
* Banner Report ED2505

Gender-Active Majors (N=89)*



*Banner Report 2505

Credit Hour Production- All MEDT Graduate Courses (N=5349)*



* Banner Report ED2270

Assessment Results

Learning Outcomes Report*

Mean scores are reported for each assessment used for each specified criterion.

Results below indicate some trends related to outcome 2. What curricular changes might help? Content, sequencing?

AASL Competency Rubric 6463 assessed in the M.Ed./Non-Degree Portfolio			
➤ Outcome 2 Candidates develop, implement, and evaluate learning opportunities for all students			
Rubric Criteria	2011-2012 (N=36)	2012-2013 (N=28)	2013-2014 (N=6)
Teaching and Learning	2.89	2.89	2.5
Literacy and Reading	2.89	2.86	2.83
Information and Knowledge	2.72	2.68	2.67
Advocacy and Leadership	2.78	2.75	2.83
Program Management and Administration	2.69	2.68	2.67

AASL Competency Rubric 7478 assessed in the M.Ed./Non-Degree Portfolio			
➤ Outcome 2 Candidates develop, implement, and evaluate learning opportunities for all students			
Rubric Criteria	2011-2012 (N=33)	2012-2013 (N=27)	2013-2014 (N=5)
Teaching and Learning	3.45	3.52	3.2
Literacy and Reading	3.55	3.56	3.6
Information and Knowledge	3.41	3.46	3.2
Advocacy and Leadership	3.42	3.48	3.2
Program Management and Administration	3.42	3.41	3.4

Dispositions Rubric 6463 assessed in the M.Ed./Non-Degree Portfolio			
➤ Outcome 3 Candidates demonstrate professional dispositions and ethics			

Rubric Criteria	2011-2012 (N=35)	2012-2013 (N=28)	2013-2014 (N=6)
Professionalism: Punctuality	3.26	3.29	3.17
Professionalism: Preparation	3.03	3.04	2.83
Professionalism: Professional Demeanor	3.29	3.14	3.83
Professionalism: Responsive & Adaptive	3.23	3.14	3.5
Professionalism: Ethical & Honest	3.17	3.18	3.17
Communication: Verbal Communication	3.06	3.04	3.17
Communication: Written Communication	3.09	3.11	3.0
Belief that All Can Learn:	3.20	3.14	3.5
Fairness: Equity in All Settings	3.17	3.14	3.33
Collaboration: Interactions with Others	3.0	3.0	3.0

Disposition Rubric 7478 assessed in the M.Ed./Non-Degree Portfolio			
➤ Outcome 3 Candidates demonstrate professional dispositions and ethics			
Rubric Criteria	2011-2012 (N=33)	2012-2013 (N=27)	2013-2014 (N=5)
Professionalism: Punctuality	3.53	3.56	3.25
Professionalism: Preparation	3.36	3.48	2.8
Professionalism: Professional Demeanor	3.67	3.70	3.6
Professionalism: Responsive and Adaptive	3.59	3.62	3.4
Professionalism: Ethical and Honest	3.48	3.56	3.2
Communication: Verbal Communication	3.42	3.44	3.4
Communication: Written Communication	3.52	3.59	3.2
Belief that All can Learn: Respects Individual Differences	3.59	3.62	3.6
Fairness: Equity in All Settings	3.45	3.48	3.4
Collaboration: Interactions with Others	3.58	3.63	3.4

Impact on Learning Rubric assessed in the M.Ed./Non-Degree Portfolio		
➤ Outcome 2 Candidates develop, implement, and evaluate learning opportunities for all students		
Rubric Criteria	2012-2013 (N=23)	2013-2014 (N=2)
Design for Instruction and Assessment	3.70	3.0
Analysis of Student Learning	3.61	3.0
Reflection on Student Learning	3.61	3.0

Roles/Exit Presentation Rubric-Portfolios assessed in the M.Ed./Non-Degree Portfolio		
➤ Outcome 1 Candidates demonstrate content, pedagogical, and professional knowledge and skills		
➤ Outcome 2 Candidates develop, implement, and evaluate learning opportunities for all students		
➤ Outcome 3 Candidates demonstrate professional dispositions and ethics		
➤ Outcome 4 Candidates demonstrate ability to serve needs of diverse populations including special needs		
Rubric Criteria	2012-2013 (N=25)	2013-2014 (N=4)
Candidates demonstrate content, pedagogical, and professional knowledge and skills	3.72	3.5
Candidates develop, implement, and evaluate learning opportunities for all students	3.56	3.5
Candidates demonstrate professional dispositions and ethics	3.52	3.5
Candidates demonstrate ability to serve needs of diverse populations including special needs	3.64	3.5

*Tk20 Report: West Georgia COE Standards Report

GACE Content Test Results

GACE Pass Rates*

Test	Number Tested	Number Passed	Percent Passed
Media Specialist-I	11	11	100%
Media Specialist -II	11	10	91%

* ETS Data Manager: Test Level Pass Rates

Media Specialist I Results*

Average Percent Correct- Statewide	Average Percent Correct-UWG	Subarea and Objective
74.35	73.23	SUBAREA I. LEARNING AND TEACHING
76.89	76.62	1. Demonstrates Knowledge Of Children's And

Average Percent Correct- Statewide	Average Percent Correct-UWG	Subarea and Objective
		Young Adult Literature
<div style="border: 1px solid black; border-radius: 15px; background-color: #4a86e8; color: white; padding: 10px; text-align: center; width: fit-content; margin: 0 auto;"> Will the new curriculum course help with this? </div>		2. Understands Fundamentals Of Curriculum Development And Collaboration In Media And Information Literacy
62.03	61.98	
83.42	80.17	3. Understands The Fundamentals Of Instructional Design For All Learners
68.63	68.56	SUBAREA II. COLLECTION DEVELOPMENT
67.16	65.91	1. Demonstrates Understanding Of Selecting, Acquiring, And Maintaining Resources
70.10	71.21	2. Demonstrates Understanding Of Organizing Resources

* Test Level Summary Statistics - Expanded

Media Specialist II Results*

Average Percent Correct- Statewide	Average Percent Correct-UWG	Subarea and Objective
71.81	69.70	SUBAREA I. PROGRAM ADMINISTRATION
67.91	67.77	1. Understands The Fundamentals Of Organization, Management, And Evaluation Of Media Programs And Services
75.11	71.33	2. Knows Basic Fiscal, Personnel, Legal, Ethical, And Operational Policies And Procedures
68.63	67.17	SUBAREA II. PROFESSIONAL DEVELOPMENT, LEADERSHIP, AND ADVOCACY
66.47	64.55	1. Knows How To Facilitate Professional Development And Demonstrate Leadership
71.32	70.45	2. Knows How To Be An Advocate For Libraries And Media Centers Within Both School And Community
68.63	68.18	SUBAREA III. INFORMATION ACCESS AND DELIVERY

Average Percent Correct- Statewide	Average Percent Correct-UWG	Subarea and Objective
70.59	71.43	1. Understands The Fundamental Tools And Concepts For Locating And Sharing Resources
66.67	63.64	2. Understands The Fundamental Concepts Related To Using And Validating Online And Other Resources
68.24	69.09	3. Understands The Fundamental Concepts Of Equal Access And Ethical Use Of Information

* Test Level Summary Statistics - Expanded