



College of Education

DATA REPORT 2012

Economics / Secondary Education

This document contains aggregated candidate data collected at admission, clinical experience, and completion as well as program level on key quantitative variables. The intended uses of these data include identifying areas of strength, areas for improvement, indicators of progress, and as an aid for annual planning.

UNIVERSITY OF WEST GEORGIA

8/7/12



DATA REPORT 2012

ECONOMICS/SECONDARY EDUCATION

SECTION 1: PROGRAM DATA

List of Assessments, Secondary Education Programs

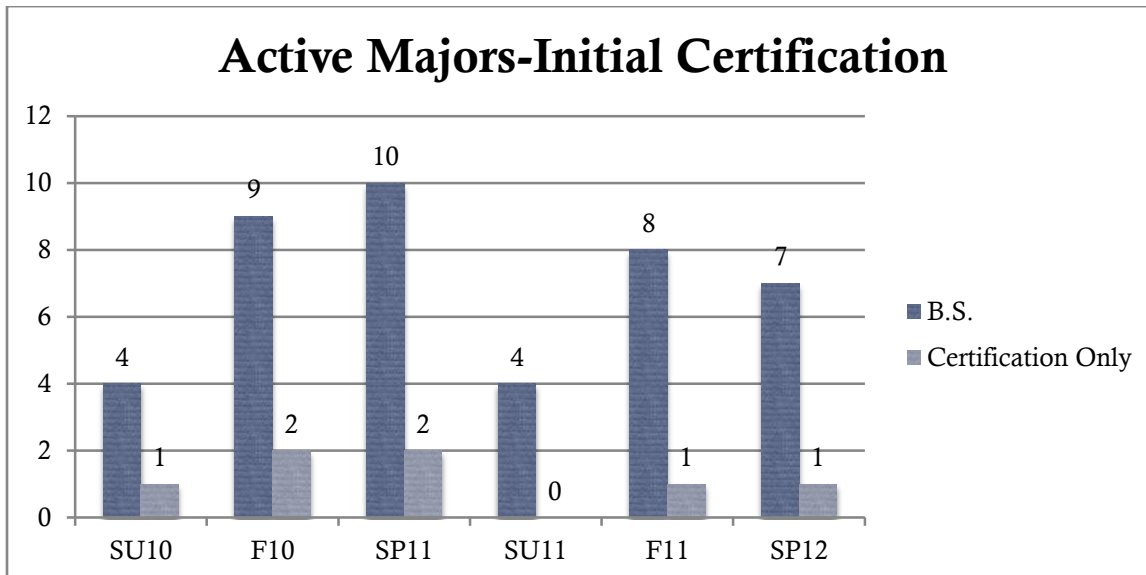
Please review the assessments listed below and submit corrections, additions or deletions to the Assessment Office by the second Friday in September for Fall term assessments.

Certification Only	Bachelor's
GACE Basic Skills	GACE Basic Skills
GPA	GPA
Transcript	Grades in EDUC courses
Unit Plan/Rubric	Transcript
TEFEE; Dispositions Survey/Rubric	Unit Plan/Rubric
Effect on Student Learning	Dispositions Survey/Rubric
Portfolio/Rubric	TEFEE; Dispositions Survey/Rubric
BOR Survey	Effect on Student Learning
GACE II Score Reports	Portfolio/Rubric
	BOR Survey
	GACE II Score Reports

SMART Goals, Secondary Education 2011-2012

SMART Goals-SEED/MGED Initial Certification	How Assessed?	When?
Revise syllabi for SEED/MGED courses to address identified areas of need related to pedagogy & knowledge (planning for diversity, use of data, impact on students).	TEFEE	All Blocks
Obtain disaggregated data for GACE I & II for specific programs within SEED & MGED. Analyze data for areas of need. Use these identified areas to revise course instruction in methods & curriculum. Share data with content departments.	GACE I & II; Specific course assignments	All Blocks

Program Productivity Data



SECTION II: CANDIDATE DATA

Admission GPA 2011-2012 (Transition Point 1)

Bachelor's	*Not yet available
Certification Only	*Not yet available

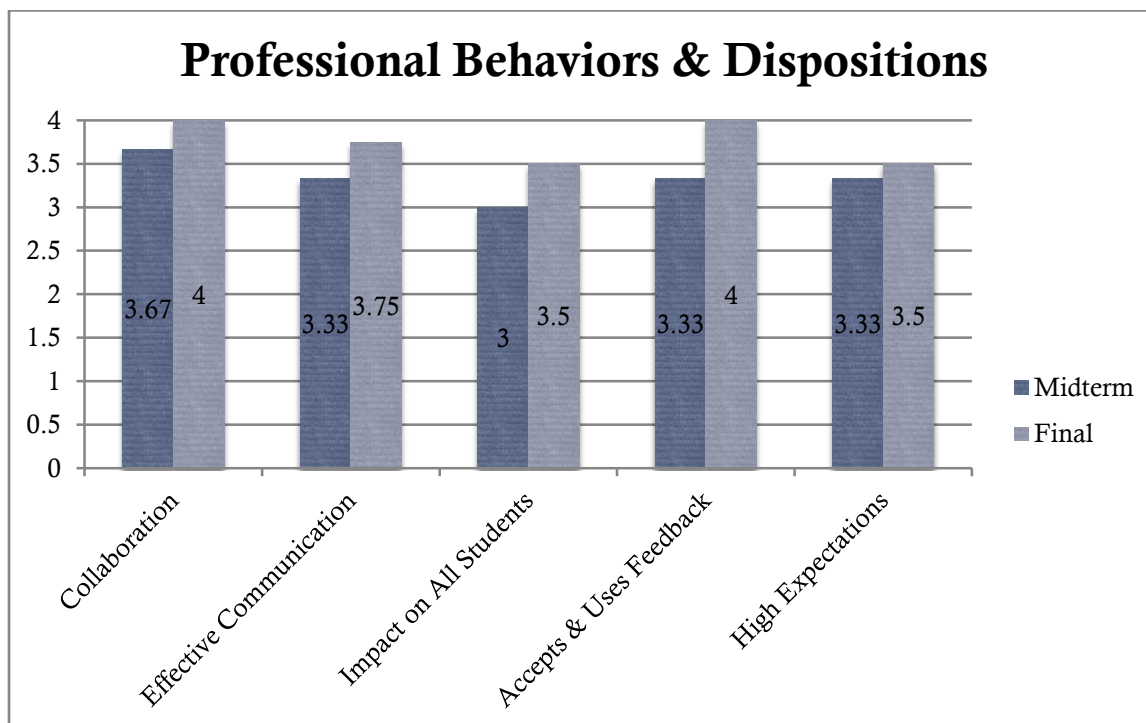
Exit GPA 2011-2012 (Transition Point 4)

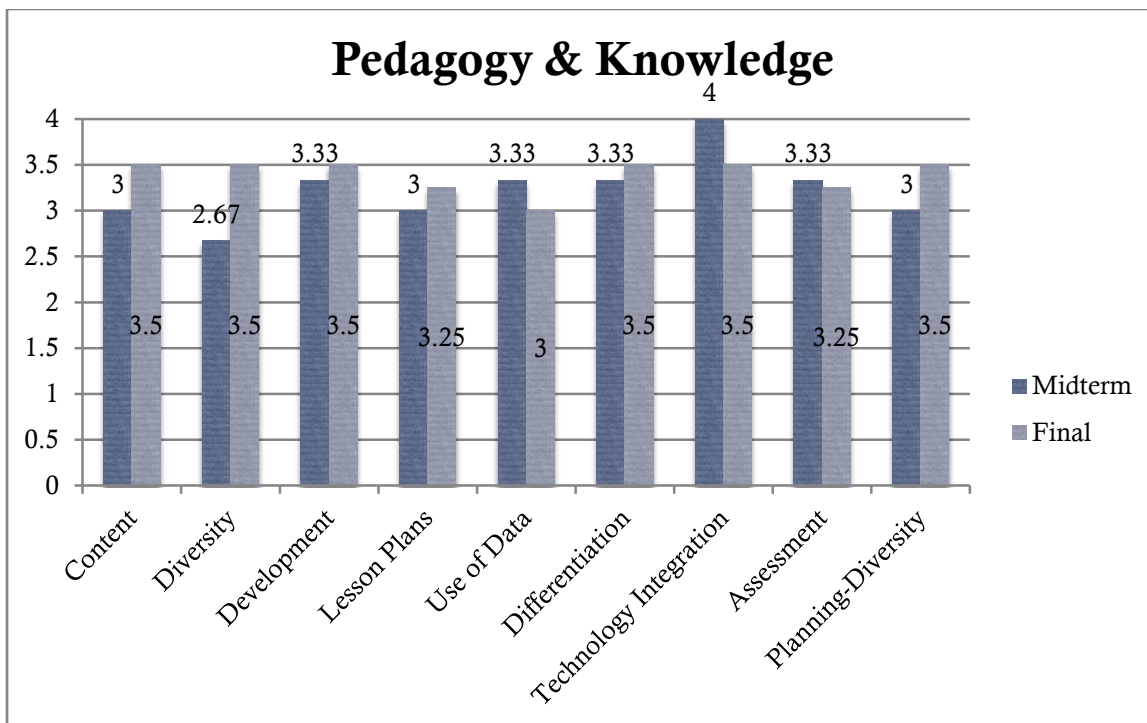
Bachelor's	3.41
Certification Only	N/A

CLINICAL EXPERIENCES

TEFEE Results, Spring 2012 (Transition Point 4)

	Required Professional Behaviors	Professional Behaviors & Dispositions	Pedagogy & Knowledge	Management
Midterm	3.95	3.33	3.22	3.40
Final	3.96	3.75	3.39	3.55





*Each student teaching experience, or internship, is 14-15 weeks in length depending on the semester. All other non-internship field experiences vary in length by program.

Internship Completion Rates

Semester	Number Started	Number Completed	Percent Finished
Fall 2010	2	2	100%
Spring 2011	4	4	100%
Fall 2011	2	2	100%
Spring 2012	2	2	100%

FOLLOW-UP: GACE CONTENT EXAMS (TRANSITION POINT 5)

The results reported here are for GACE Content Tests I and II. Results reported are all from all takers at The University of West Georgia for the most recent five years.

PASS RATES

Program Year	TEST 1			Pass Rate - GA	# Takers - GA	# Pass - GA
	Pass Rate - UWG.	# Takers - UWG.	# Pass - UWG.			
2007-2008	-	4	Low N	93%	123	114
2008-2009	-	4	Low N	92%	155	142
2009-2010	-	2	Low N	86%	117	101
2010-2011	-	3	Low N	91%	130	118
Program YTD	-	7	Low N	87%	123	107

Program Year	TEST 2			Pass Rate - State	# Takers - State	# Pass - State
	Pass Rate - UWG.	# Takers - UWG.	# Pass - UWG.			
2007-2008	-	4	Low N	91%	120	109
2008-2009	-	4	Low N	93%	150	139
2009-2010	-	2	Low N	90%	119	107
2010-2011	-	3	Low N	92%	125	115
Program YTD	-	6	Low N	90%	115	104

OBJECTIVES SUMMARY, 2007-YTD ALL TAKERS

Test	Subarea #	Objective Type	Objective Name	# of Takers - UWG	Objective Score - UWG	# of Takers - GA	Objective Score - GA
Test I	1	M/C	Understand important economic terms, concepts, and skills.	20	73%	648	75%
Test I	1	M/C	Understand the application of economic concepts to the analysis and synthesis of economic topics.	20	69%	648	71%
Test I	2	M/C	Understand concepts and principles related to how individuals, businesses, and government use resources and interact in the marketplace.	20	70%	648	70%

Test I	2	M/C	Understand principles of microeconomics.	20	81%	648	71%
Test	Subarea #	Objective Type	Objective Name	# of Takers - UWG	Objective Score - UWG	# of Takers - GA	Objective Score - GA
Test II	1	M/C	Understand principles and concepts related to fiscal policy and monetary policy.	19	63%	629	60%
Test II	1	M/C	Understand the means by which economic activity is measured.	19	75%	629	70%
Test II	2	M/C	Understand principles, concepts, and debates related to international economics and trade.	19	70%	629	69%
Test II	2	M/C	Understand principles and practices related to personal finance and employment.	19	83%	629	80%