



**College of Education**

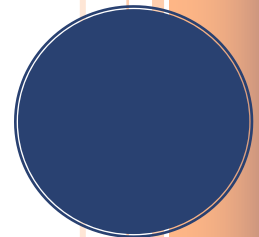
# DATA REPORT 2011

*Secondary Education: Economics*

This document contains aggregated candidate data collected at admission, clinical experience, and completion as well as program level on key quantitative variables. The intended uses of these data include identifying areas of strength, areas for improvement, indicators of progress, and as an aid for annual planning.

**UNIVERSITY OF WEST GEORGIA**

*6/23/11*



# DATA REPORT 2011

## SECONDARY EDUCATION: ECONOMICS

### SECTION 1: PROGRAM DATA

#### Economics: List of Assessments

Georgia Content Test (GACE) (Georgia Content Test) (Content Knowledge)

Content Knowledge (Content Knowledge)

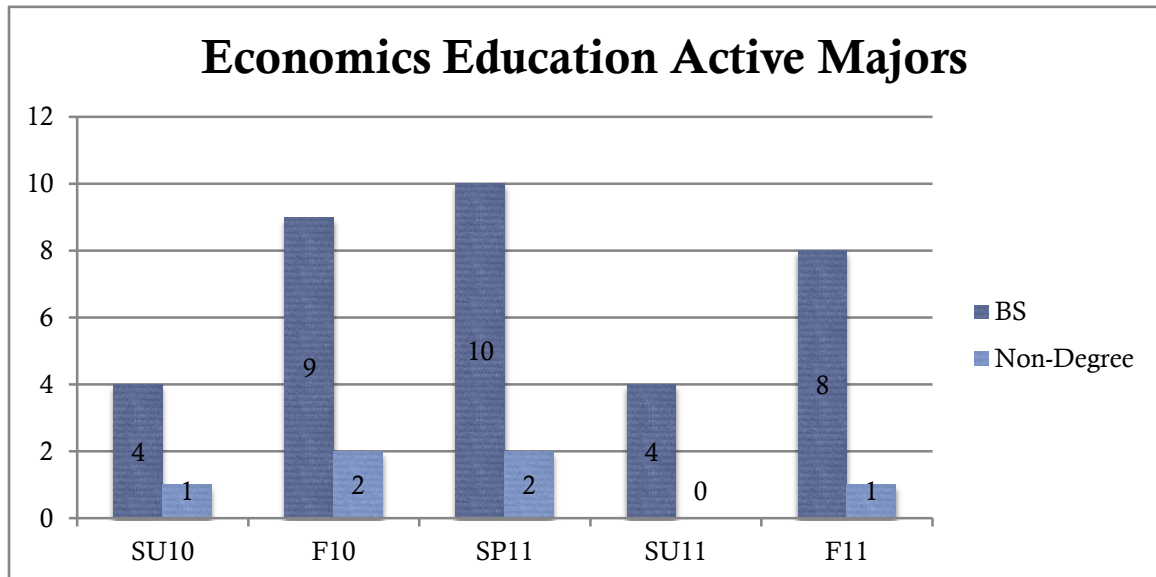
Unit of Study (Planning)

Clinical Practice (Clinical Practice)

Dispositions (Dispositions)

Program Entry (Institutional Assessment)

Employment (Institutional Assessment)



## SECTION II: CANDIDATE DATA

### ADMISSION

#### Entry GPA

Program	2009	2010
Bachelor's	N/A	N/A
Non-Degree	N/A	N/A

#### GACE Basic Skills Overview

**\*Results are reported for candidates prior to Teacher Education admission; consequently no disaggregation by program is possible.**

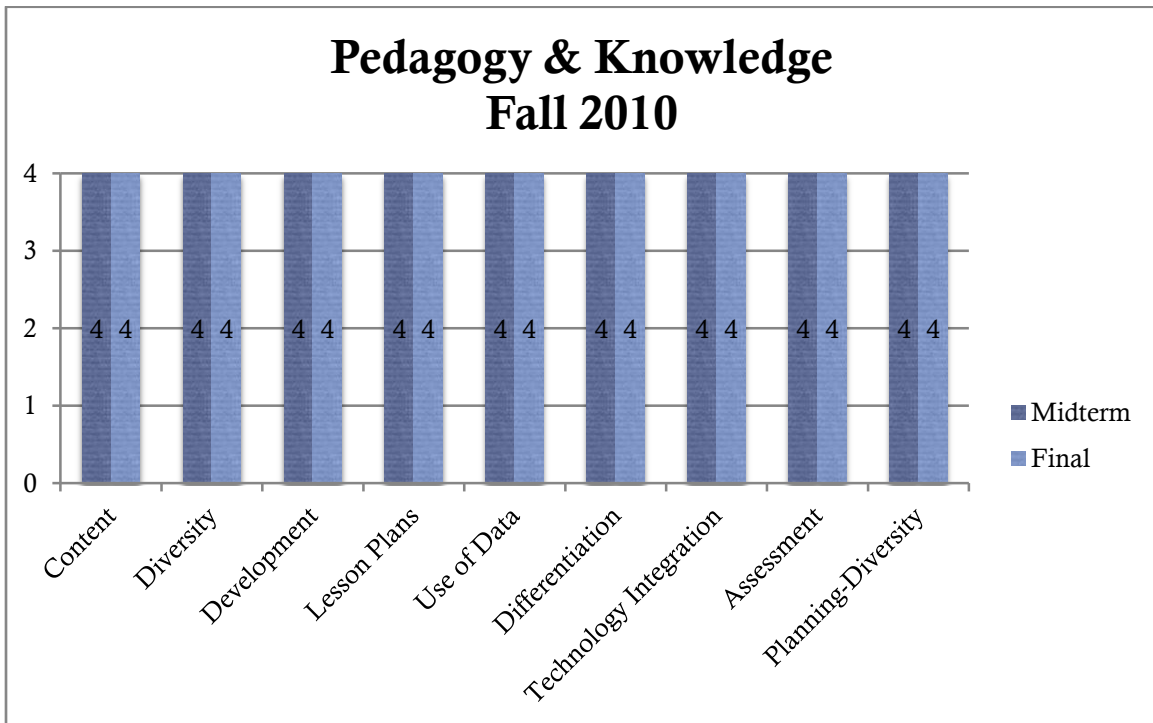
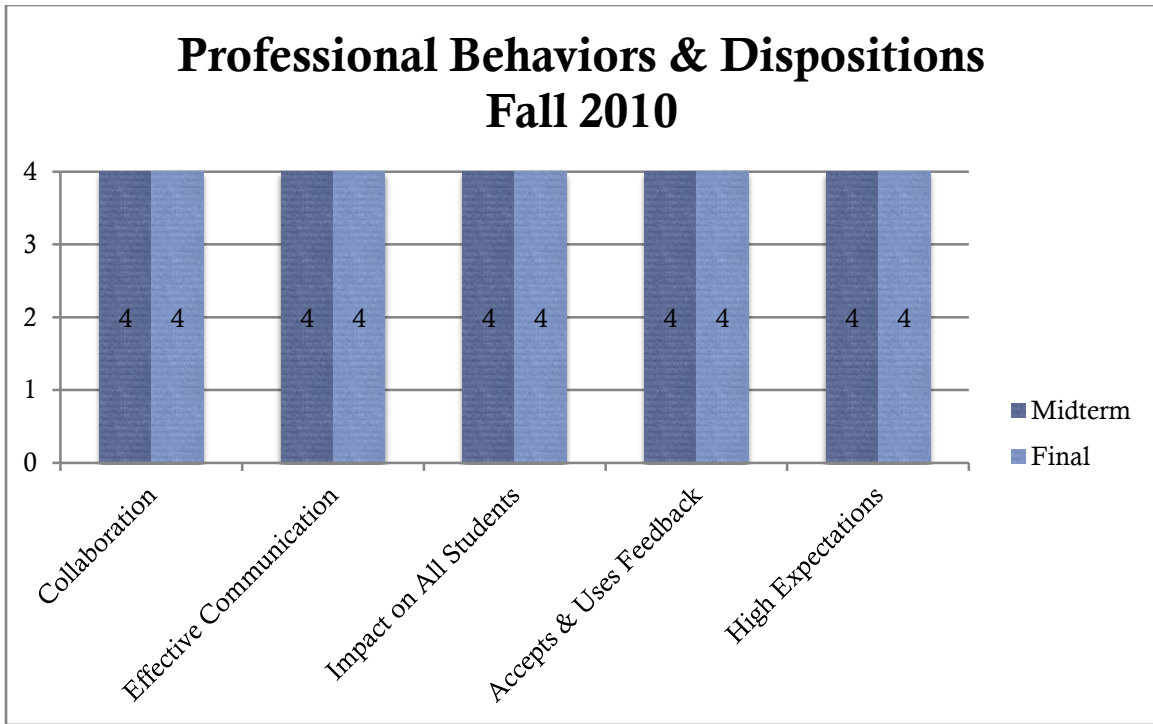
Test	Subarea #	Objective Type	Objective Name	# of Takers - UWG	Objective Score - UWG	# of Takers - GA	Objective Score - GA
Basic Skills-Reading	1	M/C	Analyze the relationship among ideas in written material.	626	71%	6897	72%
Basic Skills-Reading	1	M/C	Determine the meaning of words and phrases.	626	76%	6897	78%
Basic Skills-Reading	1	M/C	Identify a writer's purpose and point of view.	626	75%	6897	74%
Basic Skills-Reading	1	M/C	Understand the main idea and supporting details in written material.	626	74%	6897	74%
Basic Skills-Reading	1	M/C	Use critical reasoning skills to evaluate written material.	626	73%	6897	73%
Basic Skills-Reading	1	M/C	Use reading strategies to comprehend written materials.	626	69%	6897	69%
Basic Skills-Math	1	M/C	Understand measurement concepts and principles of geometry.	628	76%	6861	75%
Basic Skills-Math	1	M/C	Understand number properties and number operations.	628	82%	6861	82%

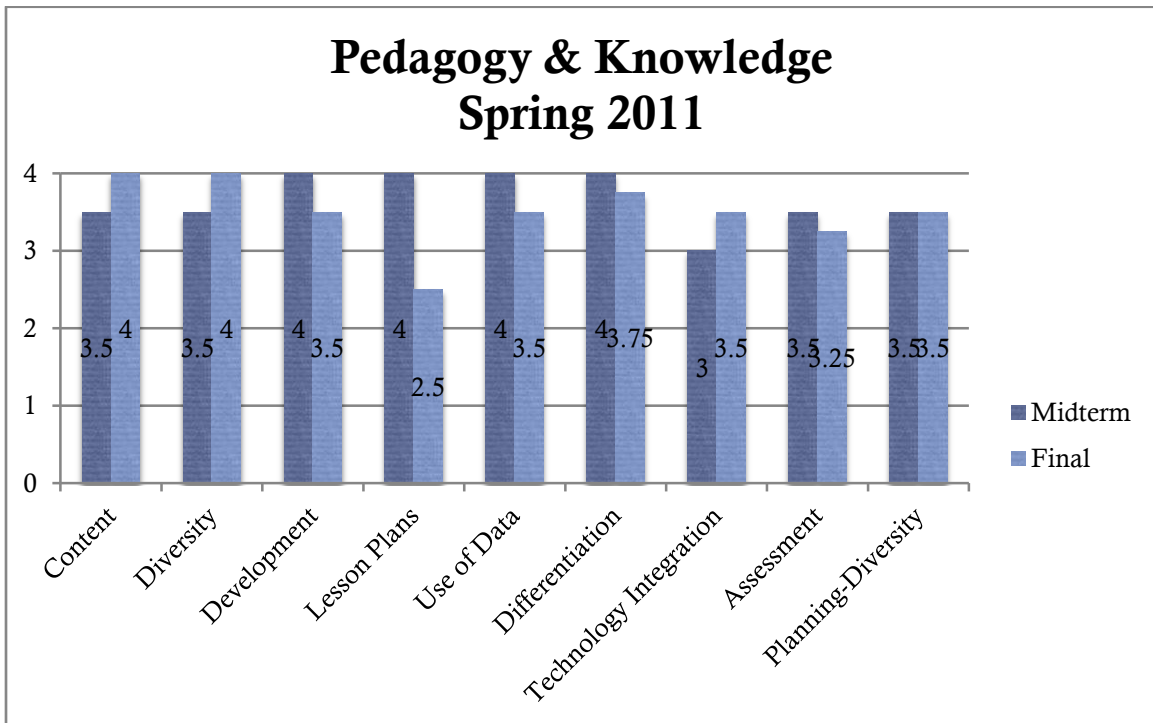
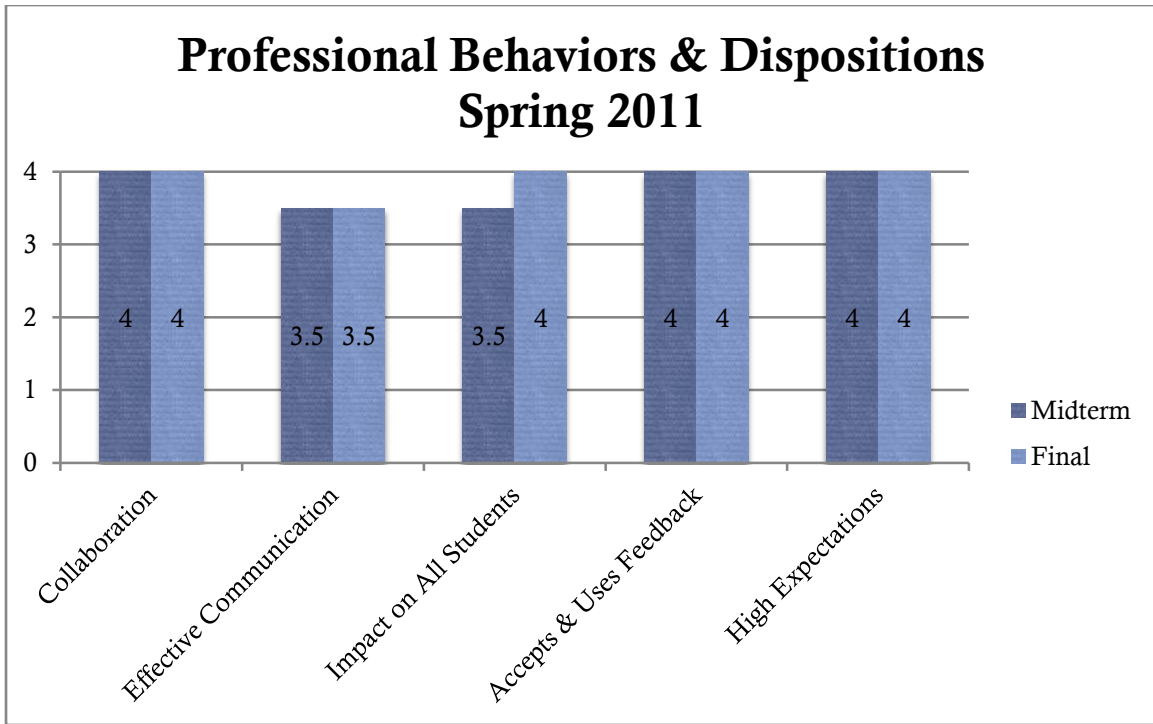
<b>Basic Skills-Math</b>	1	M/C	Understand problem-solving principles and techniques.	628	81%	6861	81%
<b>Basic Skills-Math</b>	1	M/C	Understand statistical concepts and data analysis and interpretation.	628	77%	6861	77%
<b>Basic Skills-Writing</b>	1	M/C	Recognize effective organization in writing.	630	75%	7002	77%
<b>Basic Skills-Writing</b>	1	M/C	Recognize effective sentences.	630	67%	7002	67%
<b>Basic Skills-Writing</b>	1	M/C	Recognize Standard American English usage.	630	79%	7002	79%
<b>Basic Skills-Writing</b>	1	M/C	Recognize unity, focus, and development in writing.	630	80%	7002	80%

## CLINICAL EXPERIENCES

### TEFEE Results: Initial Certification

Semester	Required Professional Behaviors	Professional Behaviors & Dispositions	Pedagogy & Knowledge	Management
Fall 2010	4.00	4.00	4.00	4.00
Spring 2011	4.00	3.85	3.56	3.65





## EXIT (GACE CONTENT)

The results reported here are for GACE Content Tests I and II. Results reported are all from takers who identified themselves as seniors at The University of West Georgia between 2006 and the present.

### PASS RATES

Program Year	TEST 1			Pass Rate - GA	# Takers - GA	# Pass - GA
	Pass Rate - UWG.	# Takers - UWG.	# Pass - UWG.			
All Selections	-	1	Low N	90%	39	35
2006-2007	-	0	Low N	-	5	Low N
2007-2008	-	0	Low N	90%	10	9
2008-2009	-	0	Low N	-	6	Low N
2009-2010	-	0	Low N	91%	11	10
Program YTD	-	1	Low N	-	7	Low N

Program Year	TEST 2			Pass Rate - State	# Takers - State	# Pass - State
	Pass Rate - UWG.	# Takers - UWG.	# Pass - UWG.			
All Selections	-	1	Low N	90%	39	35
2006-2007	-	0	Low N	-	5	Low N
2007-2008	-	0	Low N	80%	10	8
2008-2009	-	0	Low N	-	6	Low N
2009-2010	-	0	Low N	100%	11	11
Program YTD	-	1	Low N	-	7	Low N

---

**OBJECTIVES SUMMARY**

Test	Subarea #	Objective Type	Objective Name	# of Takers - UWG	Objective Score - UWG	# of Takers - GA	Objective Score - GA
<b>Test I</b>	1	M/C	Understand important economic terms, concepts, and skills.	1	N/A	38	73%
<b>Test I</b>	1	M/C	Understand the application of economic concepts to the analysis and synthesis of economic topics.	1	N/A	38	72%
<b>Test I</b>	2	M/C	Understand concepts and principles related to how individuals, businesses, and government use resources and interact in the marketplace.	1	N/A	38	68%
<b>Test I</b>	2	M/C	Understand principles of microeconomics.	1	N/A	38	71%
Test	Subarea #	Objective Type	Objective Name	# of Takers - UWG	Objective Score - UWG	# of Takers - GA	Objective Score - GA
<b>Test II</b>	1	M/C	Understand principles and concepts related to fiscal policy and monetary policy.	1	N/A	37	60%
<b>Test II</b>	1	M/C	Understand the means by which economic activity is measured.	1	N/A	37	68%
<b>Test II</b>	2	M/C	Understand principles, concepts, and debates related to international economics and trade.	1	N/A	37	68%
<b>Test II</b>	2	M/C	Understand principles and practices related to personal finance and employment.	1	N/A	37	70%