



**PREPARING
EXEMPLARY
PRACTITIONERS** | FIELD-BASED
INQUIRY
PROFESSIONAL
EXCELLENCE
BETTERMENT
OF SOCIETY
Adaptive • Proactive • Decisive • Leading • Reflective • Inquisitive
Knowledgeable • Collaborative • Empathetic • Culturally Sensitive

PROGRAM DATA REPORT

SCHOOL IMPROVEMENT ED.D.

THE UNIVERSITY OF WEST GEORGIA

SUMMER AND FALL 2014; SPRING 2015

PREPARED BY

STEPHANIE SIEGEL, ASSESSMENT PROGRAM SPECIALIST

Goals for Improvement: 2014-2015

Directions: Review progress toward 2014-2015 goals using the 2014-2015 data found in this annual report. Complete the table and consider the results of your efforts as you plan for 2015-2016. Record your progress at https://docs.google.com/a/westga.edu/forms/d/1sad6zeDIVqwiP-HF991QZ74ZKAmKlJB8cQrb6TiFxnA/viewform?usp=send_form.

To record 2015-2016 goals, please click here:

https://docs.google.com/a/westga.edu/forms/d/1q5UB5ZfzV3whBqYj3oCFPjPxTj6tiLFNy_FVLmqKpec/viewform?usp=send_form

2014-2015 Goals	Progress	Further Action	Data Used to Inform Responses	Strategic Imperative
By the end of the 9th semester 50% of EDSI doctoral candidates will successfully graduate.				Student Success
Three opportunities will be provided to faculty to enhance their abilities to mentor doctoral students, teach online, and understand doctoral processes.				Academic Success
The evidence of effectiveness will be based on student responses on the application regarding how they heard about the program. We will target both national and local recruitment events to broadcast the name of UWG and develop further EDSI program awareness.				Successful Partnerships
We plan to build an alumni database with the support of alumni relations, participate in the alumni weekend in April, and created a targeted giving campaign. The EDSI advisory group, UWG alumni relations, and the director will work together to achieve this goal.				Operational Success

Program Admissions/Production Information

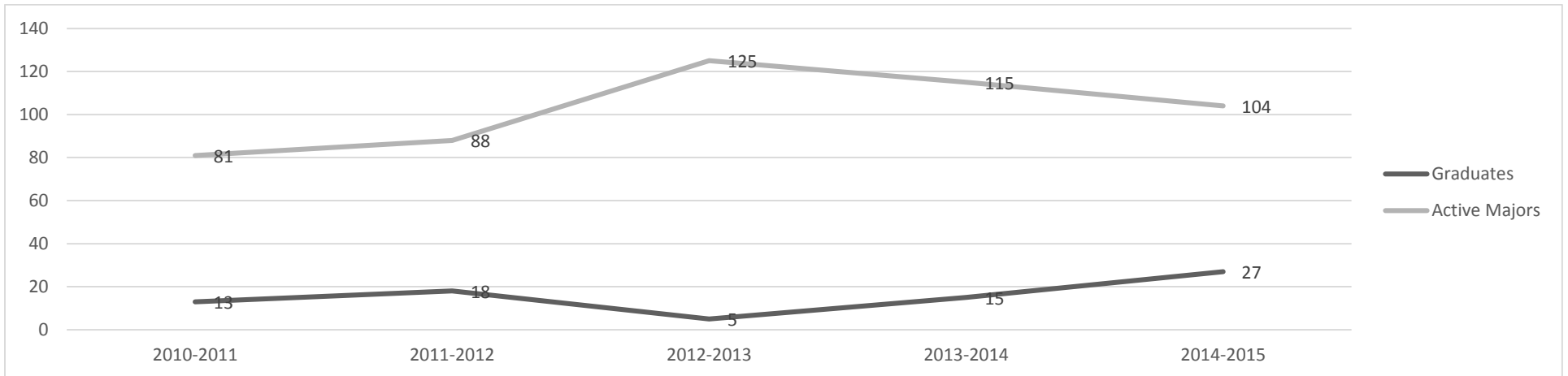
Percentage of Completed Rubrics in Tk20

Type of Assignment	Number of Assignments Submitted by Students	Number of Rubrics Scored by Faculty	Percent of Rubrics Scored by Faculty
Course-Based Assignments	21	18	86%

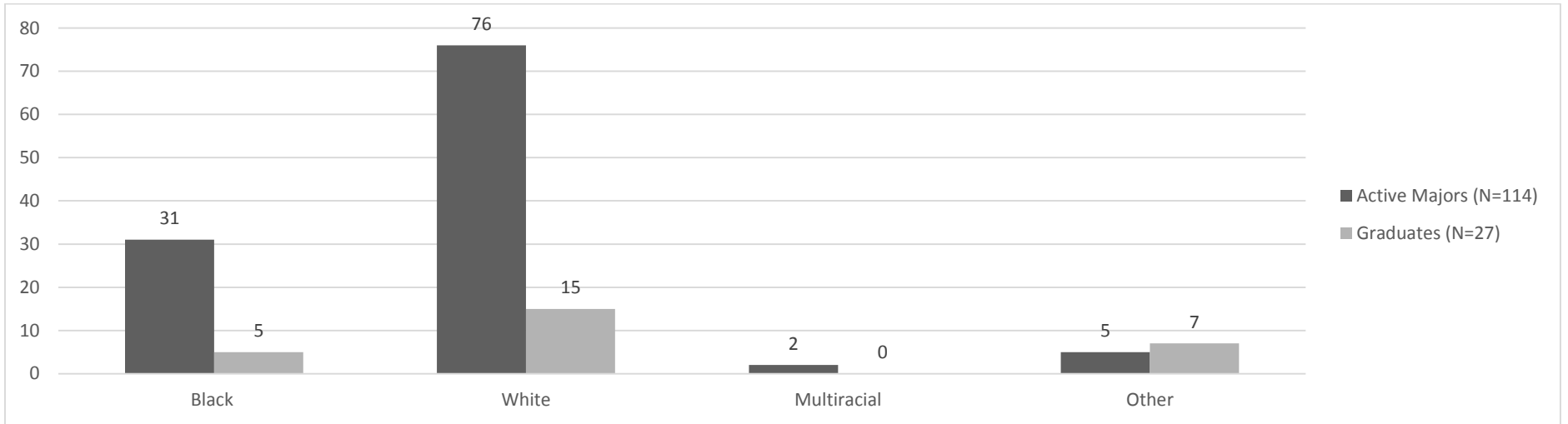
Admissions and Active Majors

Active Majors Admitted 3+ Years Ago (2011-2012 or prior)	Active Majors Admitted 2 Years Ago (2012-2013)	Active Majors Admitted 1 Year Ago (2013-2014)	Current Active Majors 2014-2015	2014-2015 Cohort Admission GPA
37	23	22	114	3.97

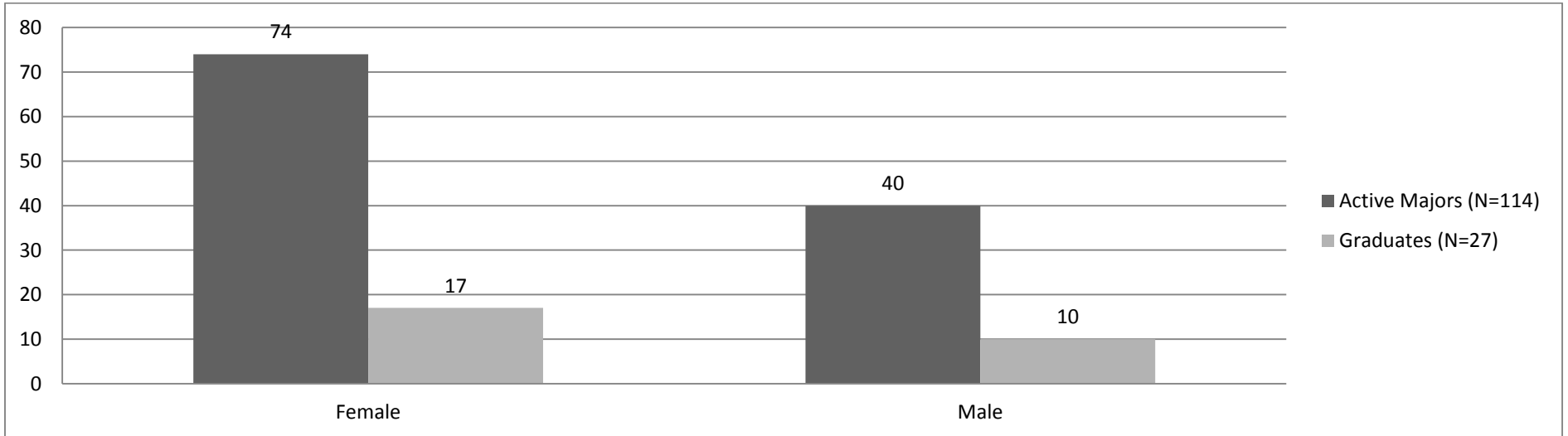
Active Major & Graduate Trend Data



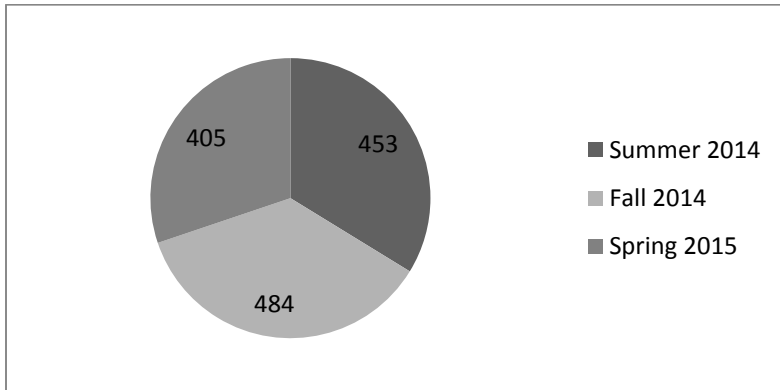
Race- Active Majors and Graduates



Gender- Active Majors and Graduates



Credit Hour Production- All CEPD Graduate Courses (N=1342)



Graduation Rates

	% Graduated in 2 Years	% Graduated in 3 Years	% Graduated in 4 Years	% Graduated in 5-7 yrs. or more	No Graduation Date: Still Active	No Graduation Date: No Longer Active
Summer 2009 Cohort (N=13)	0	0	15%	46%	23%	16%
	% Graduated in 2 Years	% Graduated in 3 Years	% Graduated in 4 Years	No Graduation Date: Still Active	No Graduation Date: No Longer Active	
Summer 2011 Cohort (N=		32%	32%	32%	4%	

Admission Cohort Race/Gender

Cohort	Male	Female	Black	White	Unknown or Other
Summer 2009	2	11	6	5	2
Summer 2011	8	17	0	12	13

Assessment Results

Learning Outcomes Report

Mean scores are reported for each assessment used for each specified criterion.

Applied Research Presentation assessed in EDSI 9964			
	<ul style="list-style-type: none">➤ Outcome 1: School Improvement and Reform: Students will move schools and stakeholders in directions that enhance student learning and social development and ultimately benefit society.➤ Outcome 2: Leadership: Students will Influence others toward a shared commitment to common purpose.➤ Outcome 4: Research and Effective Use of Data: Students will understand, conduct, and apply impactful research in school improvement and reform.➤ Outcome 5: Scholarly Persuasion: Students will engage in rational discussion informed by and grounded in the knowledge base and research in education and school improvement.		
Rubric Criteria	2012-2013 (N=21)	2013-2014 (N=23)	2014-2015 (N=18)
Quality and Appropriateness of Presentation	3.62	3.91	3.72
Conclusions/Recommendations/Reflections EDSI 9964	3.67	3.57	3.44