



**PREPARING
EXEMPLARY
PRACTITIONERS** | FIELD-BASED
INQUIRY
PROFESSIONAL
EXCELLENCE
BETTERMENT
OF SOCIETY
Adaptive • Proactive • Decisive • Leading • Reflective • Inquisitive
Knowledgeable • Collaborative • Empathetic • Culturally Sensitive

PROGRAM DATA REPORT

EDUCATIONAL LEADERSHIP NON-DEGREE

THE UNIVERSITY OF WEST GEORGIA

SUMMER AND FALL 2014; SPRING 2015

PREPARED BY

STEPHANIE SIEGEL, ASSESSMENT PROGRAM SPECIALIST

Goals for Improvement: 2014-2015

Directions: Review progress toward 2014-2015 goals using the 2014-2015 data found in this annual report. Complete the table and consider the results of your efforts as you plan for 2015-2016. Record your progress at https://docs.google.com/a/westga.edu/forms/d/1sad6zeDIVqwiP-HF991QZ74ZKAmKlJB8cQrb6TiFxnA/viewform?usp=send_form.

To record 2015-2016 goals, please click here:

https://docs.google.com/a/westga.edu/forms/d/1q5UB5ZfzV3whBqYj3oCFPiPxTj6tiLFNy_FVLmqKpec/viewform?usp=send_form

2014-2015 Goals	Progress	Further Action	Data Used to Inform Responses	Strategic Imperative
By the end of AY 14-15, the educational leadership faculty will restructure the existing leadership degree program to strengthen areas of organizational management, classroom and operational technology, school safety, and educator ethics as identified by the program assessment criteria (assessment template).				Student Success

Program Admissions/Production Information

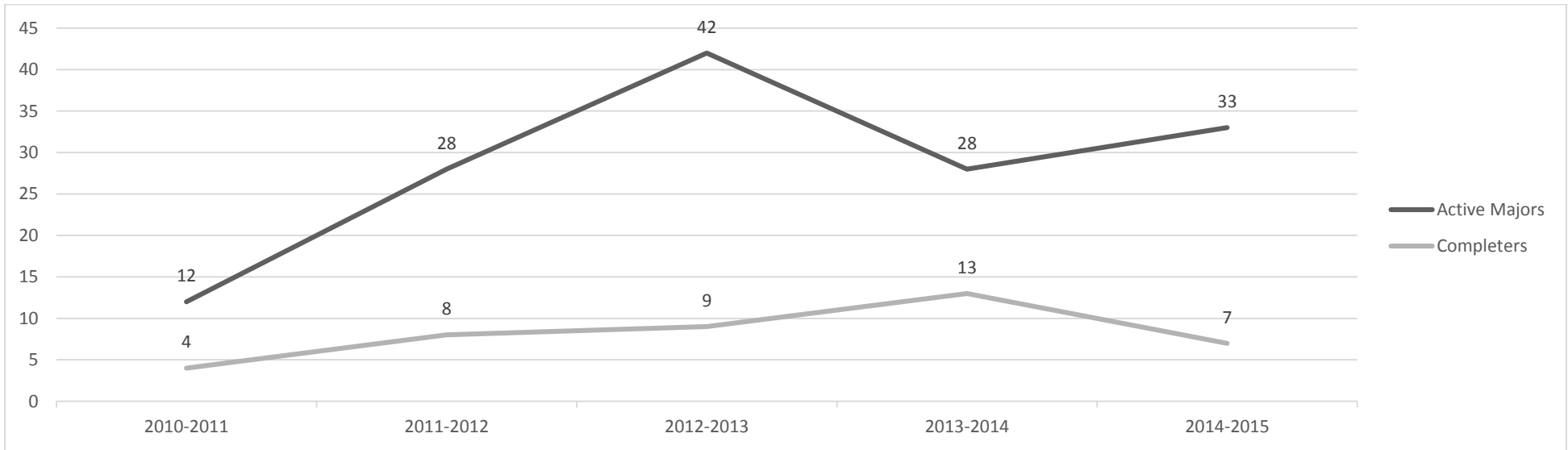
Percentage of Completed Rubrics in Tk20

Type of Assignment	Number of Assignments Submitted by Students	Number of Rubrics Scored by Faculty	Percent of Rubrics Scored by Faculty
Course-Based Assignments	11	11	100%

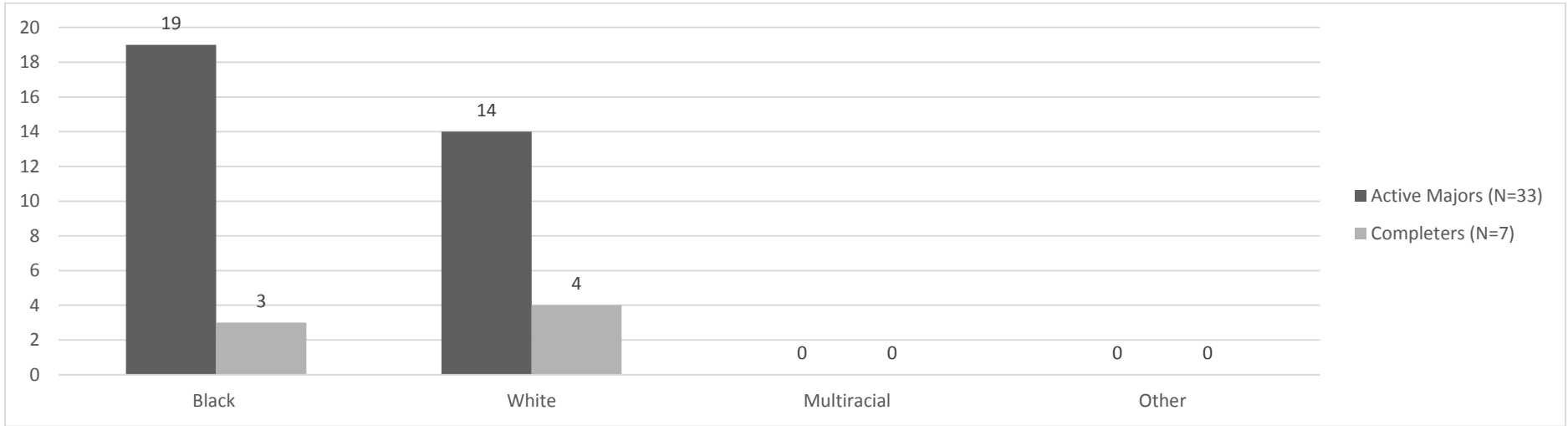
Admissions and Active Majors

Active Majors Admitted 3+ Years Ago (2011-2012 or prior)	Active Majors Admitted 2 Years Ago (2012-2013)	Active Majors Admitted 1 Year Ago (2013-2014)	Current Active Majors 2014-2015	2014-2015 Cohort Admission GPA
1	2	8	33	TBA

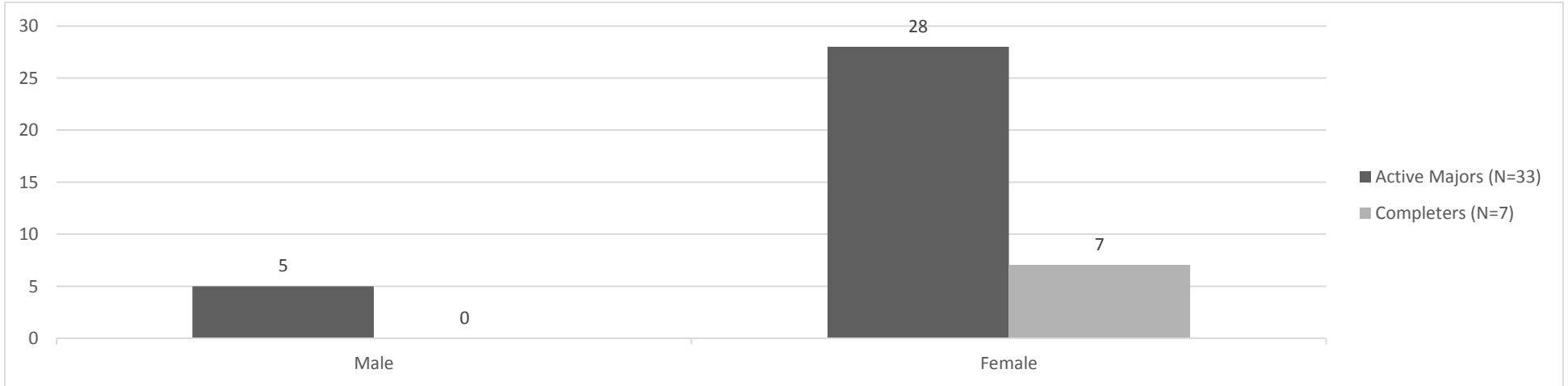
Active Major & Graduate Trend Data



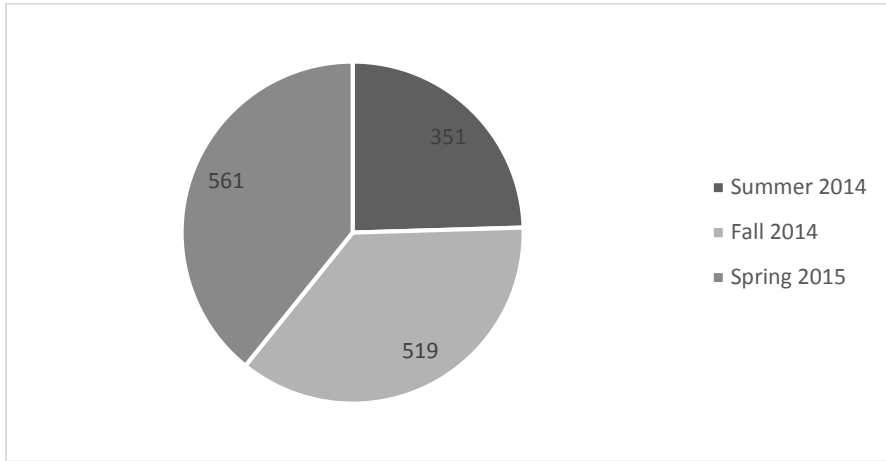
Race: 2014-2015 Active Majors and Graduates



Gender- Active Majors and Graduates



Credit Hour Production- All EDLE Graduate Courses (N=1431)



Learning Outcome Report

Mean scores are reported for each assessment used for each specified criterion.

Resource Audit assessed in EDLE 8312	
➤ Outcome 3: Promote the success of all students by managing the organization, operations, and resources in a way that promotes a safe, efficient, and effective learning environment.	
Rubric Criteria	Mean 2014-2015 (N=11)
Resource Audit	3.64

Policy White Paper assessed in EDLE 8326	
➤ Outcome 6: Promote the success of all students by understanding, responding to, and influencing the larger political, social, economic, legal, and cultural context.	
Rubric Criteria	Mean 2014-2015 (N=0)
Introduction Focus and Depth: Relevance of issue to Education	**Of 3 students, none turned in work**

Analysis: Thoughtful conclusions are supported and reflect an understanding of key ideas and implications	
Research-based Recommendations: Sufficient review of literature from a variety of types of sources and perspectives	
Clarity: Academic style of writing with proper conventions and citations presented in APA format. Presentation is professional.	
Presentation: Ideas are articulated clearly in a well-organized and professional manner	
Effective Collaboration: Learning team effectively manages collaborative work; contributions of team members are equitable	